



Newsletter of the Blue Ribbon Chapter

American Needlepoint Guild, Inc.

Volume 9, Issue 1

January 1, 2025

Indicates change

In person events (SIPs and lunches) are weather permitting.

What's inside?

Calendar 1

Blue Ribbon ANG Chapter Meeting Minutes, December 10, 2024..... 2

Nametag 3

Blue Ribbon ANG Website.... 3

National Embroidery Month Events..... 3

February Study Topic – Virtual Lecture by Sue Reed . 3

Future Study Topics 3

Teams 4

Blogs 4

Podcasts and Videos 4

Interesting Needlework and Related Info on the Internet.. 4

Upcoming Retreats/Seminars 4

Needlework Holidays 5

Editor's Note 5

Kreinik Pattern 6

Calendar	
Tuesday, January 14	Monthly meeting – Skype
6:00 - 6:30 pm	Log in to Skype (6:00 pm); social/stitching time
6:30 - 7:00 pm	Business meeting
7:00 - 8:00 pm	Study topic – Tips and Techniques – online lecture by Sue Reed
Saturday, January 25	Stitch-In-Public – NewBo City Market, 1100 3rd St SE, Cedar Rapids
10:00 - 12:00 am	
Tuesday, January 28	Lunch at Los Compadres, 448 33rd Ave SW, Cedar Rapids
12:00 - 1:30 pm	
National Embroidery Month	
Saturday, February 1	Coralville Public Library, 1401 5th St, Coralville
11:00 am - 12:30 pm	Set up displays
1:00 - 3:00 pm	Demonstrate at craft table in atrium
Saturday, February 8	Demonstrate at craft table in atrium
1:00 - 3:00 pm	
Saturday, February 15	Demonstrate at craft table in atrium
1:00 - 3:00 pm	
Saturday, February 22	Teach perforated paper bookmark class
1:00 - 3:00 pm	
Saturday, February 22	Cedar Rapids Public Library,
2:00 - 2:30 pm	Teach perforated paper bookmark class
Tuesday, February 11	Monthly meeting – Teams
6:00 - 7:00 pm	Log in to Teams (6:00 pm); social/stitching time
7:00 - 7:15 pm	Business meeting
7:15 - 8:15 pm	Study topic – Hapsburg Lace Needle Book
Tuesday, February 25	Lunch at Los Compadres, 448 33rd Ave SW, Cedar Rapids
12:00 - 1:30 pm	
Saturday, March 1	Stitch-In-Public – NewBo City Market, 1100 3rd St SE, Cedar Rapids
10:00 - 12:00 am	
Tuesday, March 12	Monthly meeting – Knights of Columbus and Teams
5:30 - 7:00 pm	Log in to Teams (6:00 pm); social/stitching time
7:00 - 7:30 pm	Business meeting
7:30 - 8:30 pm	Study topic – Fibonacci Swirls

Visit the Blue Ribbon Chapter website at <https://www.blueribbonang.com>

Facebook page – <https://www.facebook.com/Blue-Ribbon-ANG-102362961642607>



Happy New Year!!



Blue Ribbon ANG Chapter Meeting Minutes, December 10, 2024

- Board Meeting
 - President Heidi Parker called the Board Meeting to order at 6:32pm via Skype
 - There was no board business, so meeting was adjourned at 6:33pm and the Business Meeting began after
- Business Meeting:
 - Members present:
 - Robin Rossignol, Jamee Klein, Heidi Parker, Shanel Slater, Kareen Strumpel, Ruth Topp, Connie Rosene, Jamie Randall, Cindy Baldwin
 - Reports
 - Secretary: November minutes archived as published
 - Treasurer: Jamee reported \$1,370.00 in the account, but that Knights of Columbus had not yet cashed the rental fee check. The balance does account for Ruth's donation and membership fees as Jamee receives them.
 - Stitch in Publics: First NewBo stitch in public was held November 23 and was successful. More engaged public than CRPL. Next will be December 28th.
 - Old Business
 - Send dues via check or Venmo to Jamee Klein for Blue Ribbon Chapter membership. Renew with Nationals too.
 - National Embroidery Month in February:
 - Coralville Public Library
 - February 1st members will put up a display case. Members can bring to CPL or get items to Robin or Cindy beforehand
 - Let Cindy know in January if you plan to have items on display
 - Demonstration will take place around 1-3pm on February 1st, 8th, 15th, and 22nd they will teach a class
 - Exhibit take down will likely be March 1
 - CRPL: Heidi and Shanel leading perforated paper bookmark class February 22nd
 - Because of classes, SIP at NewBo will be moved to March 1 instead of February 22nd
 - New Business
 - None
 - Upcoming Events
 - January 14th: chapter meeting
 - January 25th: NewBo SIP
 - Sue R. will be in contact with Cindy about rescheduling seminar

Since there was no other chapter business, the meeting was adjourned at 6:52pm.

- Program: Hapsburg Lace needle case

Respectfully submitted,

Shanel Wermerskirchen Slater

The Blue Ribbon Chapter of American Needlepoint Guild, Inc. (ANG), invites interested individuals, regardless of expertise, into membership. Dues are \$20 per year payable to the Chapter. You must be a current ANG member to belong to the Chapter. ANG membership information can be found at <http://www.needlepoint.org/membership.php>.

Guests and visitors are welcomed.

Meetings are held the 2nd Tuesday of every month (except May, July, and October) starting with a social time at 5:30 pm, with the formal meeting starting at 7:00 pm. These meetings are held at the Knights of Columbus, 1620 E Avenue NE, Cedar Rapids, IA and on Skype. Meetings in December, January, and February will be held on Skype only, starting with Skype login/social time at 6:30 pm, with the formal meeting starting at 7:00 pm.

Meetings in May, July, and October are held on the 2nd Saturday of the month starting with social time at 1:00 pm and the formal meeting beginning at 1:30 pm. The Saturday meetings are held at the North Liberty Public Library, 520 W. Cherry St, North Liberty, IA and on Skype.

Board meetings will be held in September, December, March, and June.

The Blue Ribbon ANG Newsletter is published monthly. Deadline for submission of items is the 20th day of each month.

Newsletter Editor: Cindy Baldwin cbaldwin1828@gmail.com

2024-2025 Officers

Past President Robin Rossignol (robin-ann-rossignol@uiowa.edu)

President Heidi Parker (handparker@gmail.com)

President Elect Cindy Baldwin (cbaldwin1828@gmail.com)

VP-Membership Connie Rosene (connie.rosen89@gmail.com)

Secretary Shanel Slater (shanel.slater@gmail.com)

Treasurer Jamee Klein (jameek34@gmail.com)

Chapter website: <https://www.blueribbonang.com/>

Nametag

Please remember to wear your nametags at meetings and when we are stitching in public.

Blue Ribbon ANG Website

Our website (<https://www.blueribbonang.com/>) has a Members Only page. When you go to the website, you'll see a Log In button to the right of ANG. Click on that and follow the instructions. Cindy Baldwin must approve access. Once you are approved, the last page on the website is Members. Click on that to add information about yourself.

Hover over Members and you'll see Files. You'll see several folders, including Study Topics. Patterns and information for past study topics are saved here. Anyone can create folders and add files. If you have questions, ask Cindy.

National Embroidery Month Events

- Coralville Public Library
 - February 1 – Put up displays in Community Resources Room, 11 am – 12:30 pm
 - We will have 2 display cases – double sided display next to the bathrooms (craft books from the library's collection will be in the open side), and the display case next to the Discovery Corner.
 - If you will not be able to help put up the displays, but have items to put in, please contact Cindy or Robin to make arrangements to get your pieces before the end of January.
 - February 1, 8, 15 – Demonstrate at the craft table in the rotunda, 1-3 pm
 - February 22 – Teach pattern darning bookmark class, 1-3 pm
 - March 1 – Take down displays
- Cedar Rapids Public Library
 - February 22 – Teach pattern darning bookmark class, 2-2:30 pm

February Study Topic – Virtual Lecture by Sue Reed

A potpourri of various things Sue has learned and picked up over the years from basic information along with tips. A visual pdf will be shared on screen during the lecture. The visual pdf covers stretcher bars, ways to end short threads, laying plies of thread, starting and stopping threads, correct angle of needle for basketweave, stitching directions for best pull of threads, etc. This pdf and another will be provided to members after the meeting. The other pdf is text only and covers everything from needles, canvas warp vs weft, useful gadgets, beading, and random thoughts.

Future Study Topics

- February, April – Hapsburg Lace Needle Case by Tanja Berlin. If you did not get in on the bulk purchase and decide to join in, you can purchase the **Instructions** at Berlin Embroidery Designs (<https://berlinembroidery.com/product/hapsburg-lace-needle-case-kit/>). The pdf pattern is about \$20 USD. A second pdf is included that explains how to assemble the needle case.

Materials needed for the project include 18-count canvas, perle cotton, felt, and ribbon. Beads are optional.



This is beginner needlepoint design, but a fair amount of stitching is needed. We will put the needle books together at the April meeting, so please plan your stitching accordingly.

- March, May – Fibonacci Swirls by Olivia Hartshorn. The pattern is in the March/April 2022 issue of Needle Pointers, pages 34-40. If you don't have your copy of the magazine anymore, you can download it from ANG's website.



Teams

We are going to switch to Teams for our online meetings beginning in February. Cindy will send Teams invitations to members after the January meeting. Please accept the invitation and install the Teams app on your device. You do not need to have a Microsoft account or software to use the app.

Blogs

- **Jessica Grimm has new website and blog addresses – <https://acupictrix.com/> and <https://acupictrix.com/medieval-goldwork-embroidery-blog/>, respectively. From her website: “Pax Vobiscum Acupictors! A warm welcome to all stitchers and lovers of Medieval Goldwork Embroidery! The Acupictrix, alias Dr Jessica Grimm, is a renowned expert in Medieval Goldwork Embroidery who writes a weekly blog on the subject. Attend her in-person or online embroidery courses to stitch designs inspired by original textile pieces from all over Europe that were made between 500 and 1000 years ago. Great care has been taken to source period-appropriate materials and techniques. Dive into the Middle Ages one stitch at a time!” Acupictor is a medieval Latin term for embroiderer. Follow her blog or subscribe to her weekly newsletter.**
- Take Care of Your Hands <https://thistle-threads.blogspot.com/2024/12/take-care-of-your-hands.html>. Interesting article about using heat, cold, and massage to take care of your hands.
- Thread Tip: Handling Looped, Twisted Threads <https://www.needlenthread.com/2024/06/thread-tip-handling-looped-twisted-threads.html>

Podcasts and Videos

- Centerville Tapestry | Iowa Life <https://www.youtube.com/watch?v=0E7FfsIXJqU>. Also see – Uncommon threads. After more than a decade of work, Centerville unfurls a monumental new tapestry <https://iapublication.com/uncommon-threads/>

Interesting Needlework and Related Info on the Internet

- Aerial Embroideries by Victoria Rose Richards Teem with Harmonious Detail <https://www.thisiscolossal.com/2024/12/victoria-rose-richards-aerial-symmetry/>
- Meet the women putting embroidery in the art world spotlight <https://www.thetimes.com/article/e12d30e1-0950-4418-8d46-83a1eec7955e>
- Meet the next generation of needleworkers <https://www.thetimes.com/article/2961bd92-4780-4a3b-af14-a2d19476df52>
- The Power Of A Stitch: Why Female Crafting Is More Than A Pastime <https://www.hercampus.com/school/kcl/the-power-of-a-stitch-why-female-crafting-is-more-than-a-pastime/>
- 50 Times People Embroidered Such Creative Things They Just Had To Share Them Online (New Pics) https://www.boredpanda.com/creative-embroidery-pics/?cexp_id=111787&cexp_var=9&f=homepage_featured
- Yumi Okita's Stunning Embroidery Moths and Butterflies: A Celebration of Nature's Beauty <https://www.designswan.com/archives/yumi-okitas-stunning-embroidery-moths-and-butterflies-a-celebration-of-natures-beauty.html>
- Embroidered Aerial Views of Classical English Gardens and Rural Landscapes <https://mymodernmet.com/victoria-rose-richards-aerial-embroidery/>
- Yumi Okita's Butterflies and Botanicals Metamorphose from Colorful Thread <https://www.thisiscolossal.com/2024/12/yumi-okita-butterflies-and-botanicals/>
- Jeannette Stok <https://jeannetestok.com/category/artwork/>. **Vetty's Creations had a Facebook post about an exhibit of Jeannette Stok's Hardanger done with metal and wire (<https://www.facebook.com/vettycreations/posts/1186342683003336>). Take some time to look at her other artworks.**

Upcoming Retreats/Seminars

This is not a comprehensive list, just the ones I've run across or are on mailing lists for. If you run across something else, send me the info and I'll put it in the newsletter.

- KC Needlepoint Artist Weekend - April 25-27, 2025 <https://www.kcneedlepoint.com/products/kc-needlepoint-artist-weekend-april-25-27-2025>
- National Academy of Needlearts 2025 Exemplary <https://needleart.org/assembly/>
- Stitching Fox Needlepoint <https://www.stitchingfox.com/collections/events>
- Needlepoint is Cool, weekend retreats in Chicago <https://www.needlepointiscool.com/>
- New Jersey Needlefest 2024 <https://www.needleworkwithjim.com/NJNEEDLEFEST.html>
- Christmas in Williamsburg 2024 <https://www.needleworkwithjim.com/ChristmasinWilliamsburg.html>
- 2025 Needlefest PA Summer Getaway <https://www.needleworkwithjim.com/NeedleFestPASummerGetaway.html>

- Stitching and Needlework Events <https://www.facebook.com/groups/748907069549635/>
- Needlework Faire 2025 <https://egausa.org/event/ega-national-seminar-2025/> EGA's National Seminar
- ANG 2025 Seminar <https://www.needlepoint.org/page/2025Seminar> The seminar brochure is available to download.

Needlework Holidays

- September is National Needlepoint Month.
- July 25th is National Thread the Needle Day.
- July 30th is World Embroidery Day.
- August 8th is World Cross Stitch Day.
- Stitch in Public day (Feb 1st) and the entire month of February is National Embroidery Month.

Editor's Note

Items included in the newsletter are ones that catch my attention in which I think the membership might be interested. I'm also happy to include news items or suggestions you send me, so please feel free to send things to me for inclusion in the next newsletter.

Cindy

marching bands needlepoint ornament

Designed by Kathy Holicky

This ornament design can be worked in either a white/gold or red/green colorway.

Materials needed:

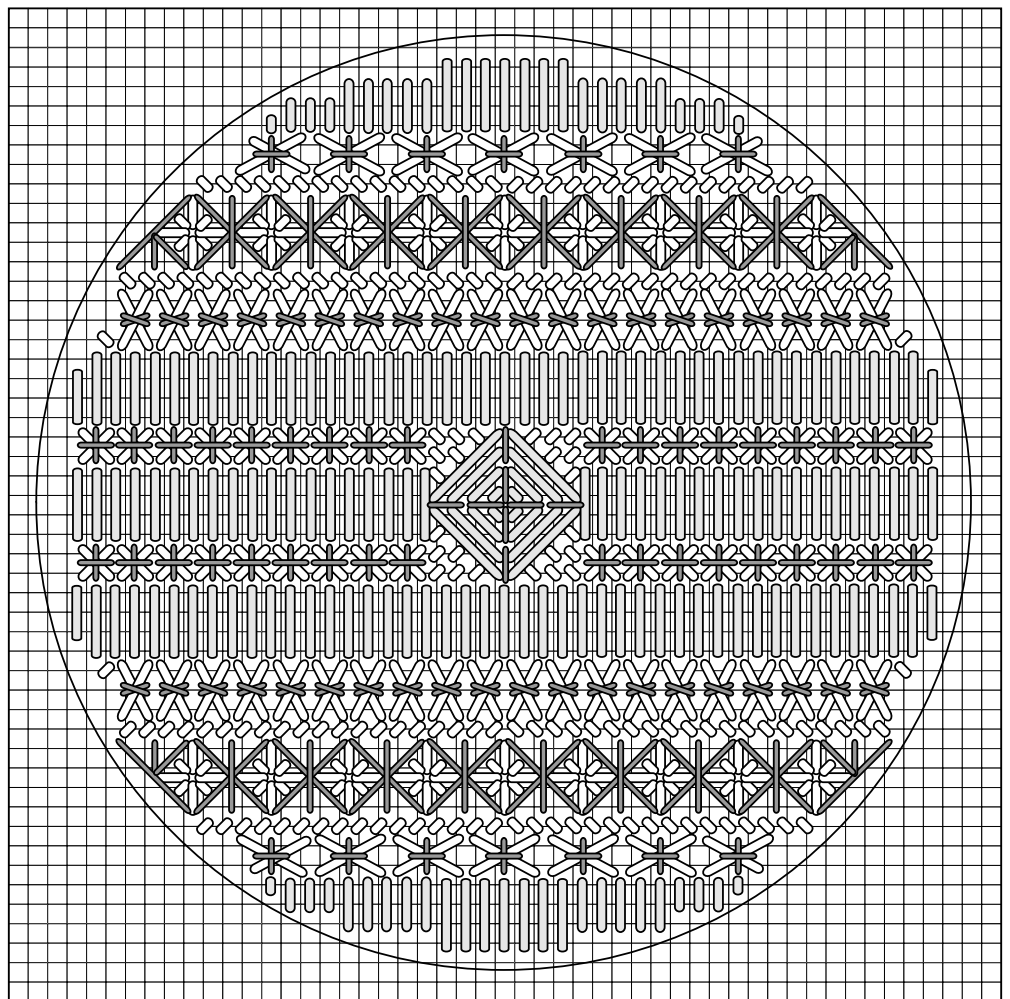
- 18-ct mono canvas in white, 5" x 5"
- FOR WHITE VERSION: Kreinik Silk Mori white 8000
- FOR RED/GREEN VERSION: Kreinik Silk Mori in red 1117, green 4036
- Kreinik Japan #5 Gold 002J
- Kreinik gold ornament frame
- Kreinik Treasure Tape™ dots

Instructions:

1. Use 4-ply of Silk Mori, or Japan just as it is (single strand) following the diagrams.

2. When stitching is complete, make a “sandwich” by layering the front of the gold ornament frame on top, followed by your stitched piece, and the gold ornament frame backer. Use Treasure Tape™ double-sided tape dots as the adhesive between layers. Add ribbons etc for ornament hanger as desired.

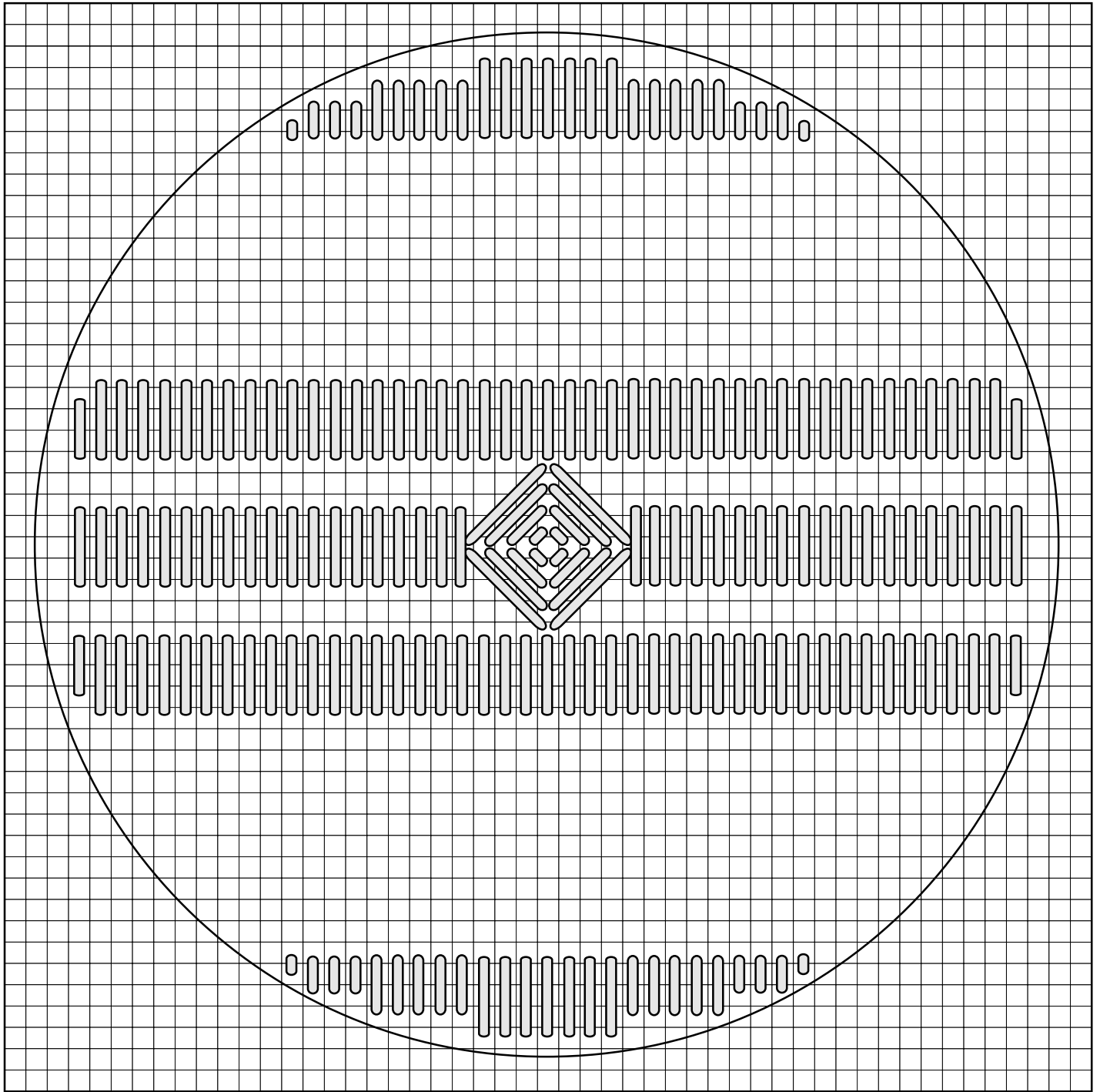
*Main Graph
See next pages for diagrams*



© Copyright 2013 Kreinik.
May be reproduced but not sold.
Kreinik Mfg. Co., Inc.
www.kreinik.com

White worked in 4ply Silk Mori #8000A - Gold worked in #5 Japan Gold #002J

Red & Green worked in 4ply Silk Mori #4036 green and #1117 red - Gold #5 Japan Gold #00J

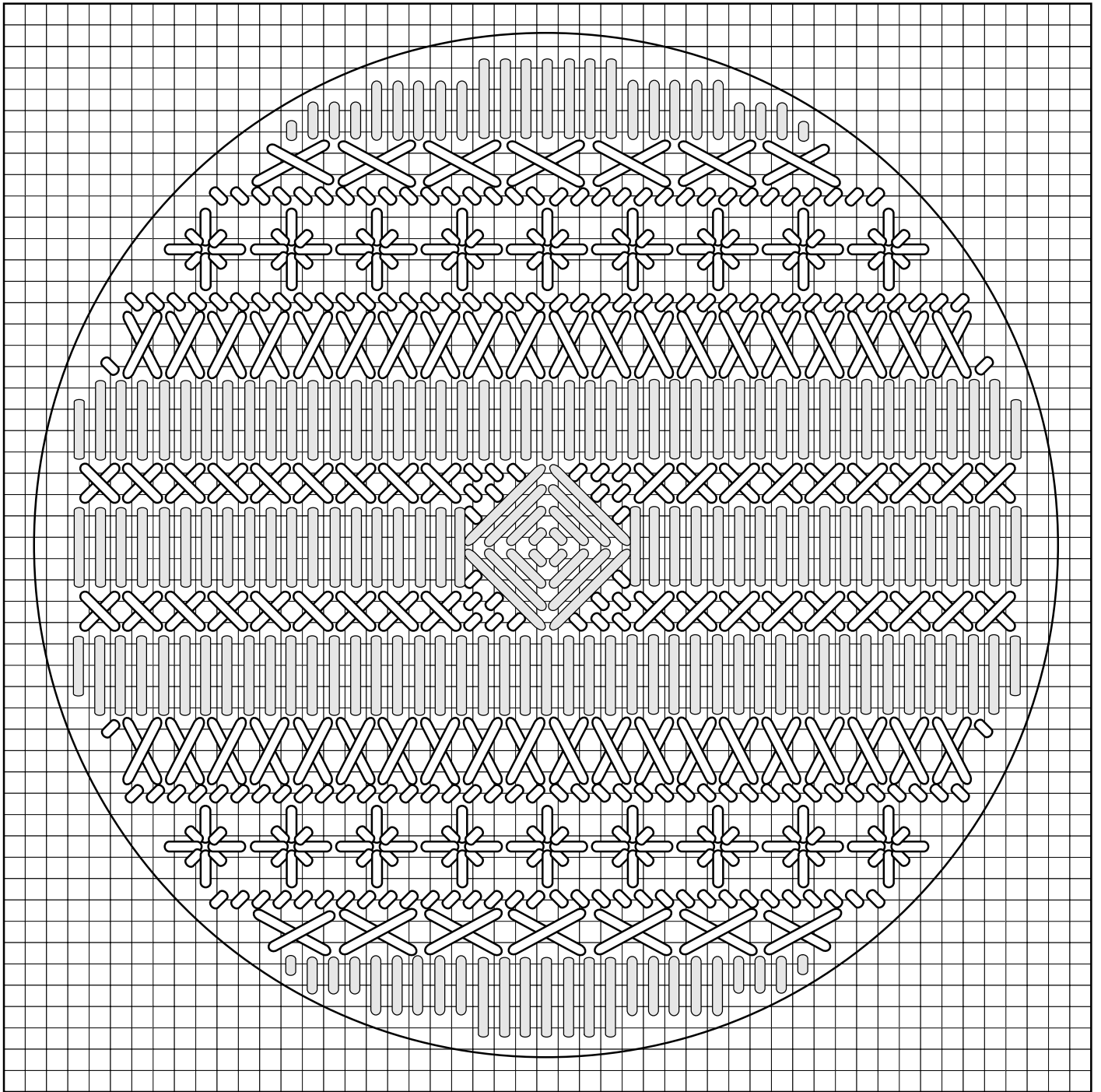


White work in 4ply Silk mori #8000A

Green 4ply #4036



© Copyright 2013 Kreinik. May be reproduced but not sold.
Kreinik Mfg. Co., Inc. www.kreinik.com • Also on Facebook, Twitter, Flickr, YouTube, Blogger

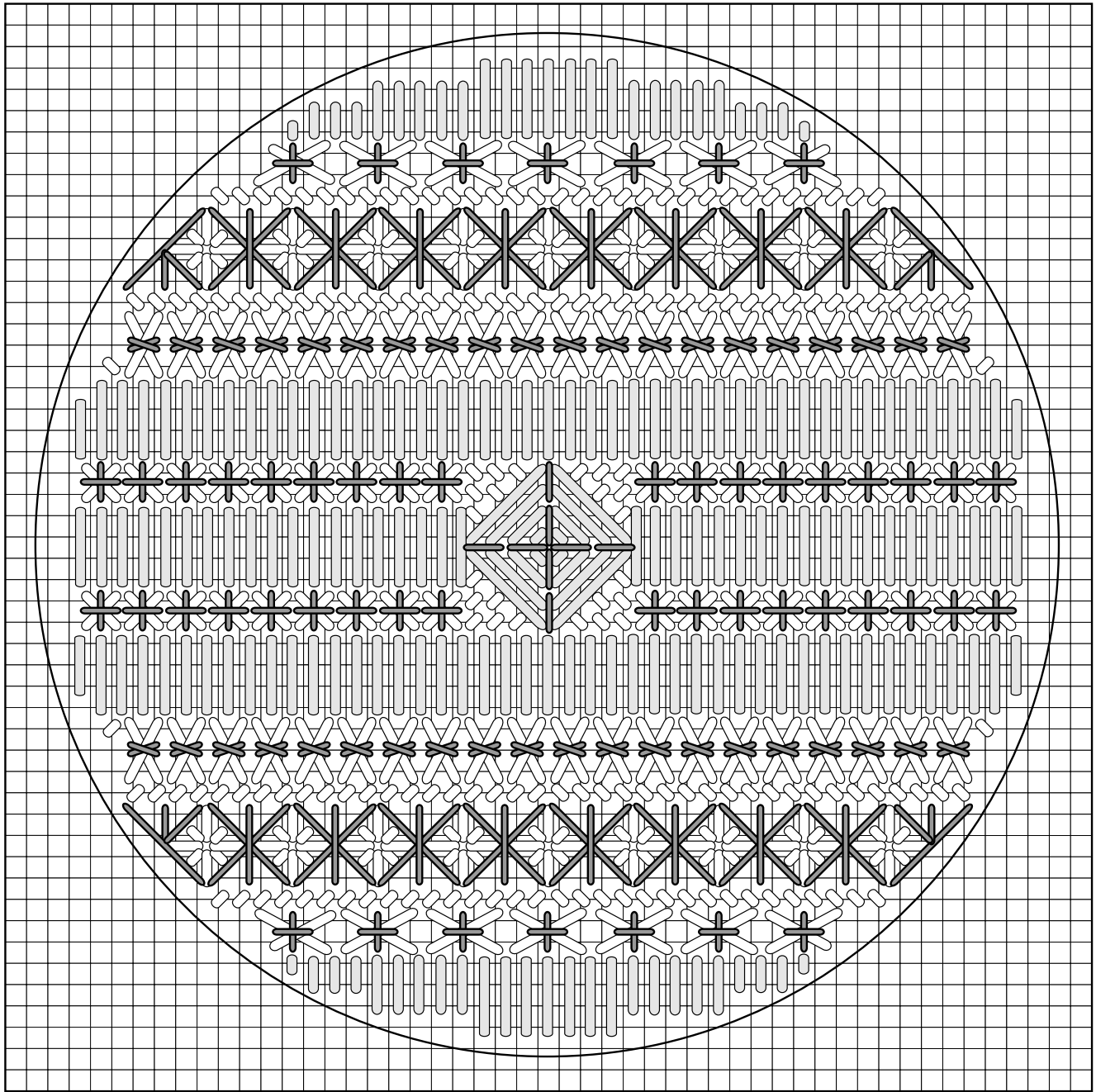


white 4ply #8000A

Red 4ply #1117



© Copyright 2013 Kreinik. May be reproduced but not sold.
Kreinik Mfg. Co., Inc. www.kreinik.com • Also on Facebook, Twitter, Flickr, YouTube, Blogger



Work in #5 Japan Gold 002J



© Copyright 2013 Kreinik. May be reproduced but not sold.
Kreinik Mfg. Co., Inc. www.kreinik.com • Also on Facebook, Twitter, Flickr, YouTube, Blogger