



Newsletter of the Blue Ribbon Chapter American Needlepoint Guild, Inc. Volume 8, Issue 6 June 1, 2024

What's inside?

Calendar 1

Blue Ribbon ANG Chapter Meeting Minutes, May 18, 2024 2

Nametag 2

Blue Ribbon ANG Website.... 2

Officer Candidates 3

Study Topic Schedule..... 3

June Study Topic – Beaded Needle minder, Part 2..... 3

Future Study Topics 3

Iowa State Fair..... 3

Blogs 3

Videos and Podcasts 3

Interesting Needlework and Related Info on the Internet.. 4

Editor's Note 4

Library 5

Directions to Knights of Columbus Hall..... 6

Directions to North Liberty Public Library 6

Laura Perin Pattern 7

Calendar

Saturday, June 1
1:00 - 3:00 pm

Tuesday, June 11
5:30 - 6:45 pm
6:45 - 7:30 pm
7:30 - 8:30 pm

Saturday, July 6
1:00 - 3:00 pm

Saturday, July 13
1:00 - 1:30 pm
1:30 - 2:00 pm
2:00 - 4:00 pm

Saturday, August 3
1:00 - 3:00 pm

Tuesday, August 13
5:30 - 7:00 pm
7:00 - 7:30 pm
7:30 - 8:30 pm

Saturday, September 7
1:00 - 3:00 pm

Tuesday, September 10
5:30 - 7:00 pm
6:45 - 7:30 pm
7:30 - 8:30 pm

Saturday, October 5
1:00 - 3:00 pm

Saturday, October 12
1:00 - 1:30 pm
1:30 - 2:00 pm
2:00 - 4:00 pm

Stitch-In-Public – Cedar Rapids Public Library, 450 Fifth Avenue SE, Cedar Rapids

Monthly meeting – Knights of Columbus and Skype
Log in to Skype (6:00 pm); social/stitching time
Board meeting and chapter business meeting
Study topic – Beaded Needle minder, part 2

Stitch-In-Public – Cedar Rapids Public Library, 450 Fifth Avenue SE, Cedar Rapids

Monthly meeting – North Liberty Library and Skype
Social/stitching time; log in to Skype
Chapter business meeting
Study topic – Hardanger Star

Stitch-In-Public – Cedar Rapids Public Library, 450 Fifth Avenue SE, Cedar Rapids

Monthly meeting – Knights of Columbus and Skype
Log in to Skype (6:00 pm); social/stitching time
Business meeting
Study topic – Hardanger Star

Stitch-In-Public – Cedar Rapids Public Library, 450 Fifth Avenue SE, Cedar Rapids

Monthly meeting – Knights of Columbus and Skype
Log in to Skype (6:00 pm); social/stitching time
Board meeting and chapter business meeting
Study topic – Hardanger Star

Stitch-In-Public – Cedar Rapids Public Library, 450 Fifth Avenue SE, Cedar Rapids

Monthly meeting – North Liberty Library and Skype
Social/stitching time; log in to Skype
Chapter business meeting
Study topic – TBD

Visit the Blue Ribbon Chapter website at <https://www.blueribbonang.com>

Facebook page – <https://www.facebook.com/Blue-Ribbon-ANG-102362961642607>



Blue Ribbon ANG Chapter Meeting Minutes, May 18, 2024

Attendees: Cindy Baldwin, Robin Rossignol, Becky Maurer, Jamee Klein, Connie Rosene, Jamie Randall, and Heidi Parker (Skype)

The minutes from the April meeting were archived as published in the newsletter.

There was no membership report. The treasury had \$1,843.92 at the end of April.

Announcements:

- The next Stitch in Public will be June 1 at the Cedar Rapids Library.
- The slate of officers for 2024 – 2025 has been decided and will be in the June newsletter. Please note that, after voting, the new officers assume their duties at the July meeting.
- Members were reminded to enter items in the State Fair and to look at the possibilities for classes.
- Upcoming classes are finishing the needle minder in June and beginning hardanger in July.

There was no show and tell.

Respectfully submitted by R. Rossignol for Shanel Slater.

Nametag

Please remember to wear your nametags at meetings and when we are stitching in public.

Blue Ribbon ANG Website

Our website (<https://www.blueribbonang.com/>) has a Members Only page. When you go to the website, you'll see a Log In button to the right of ANG. Click on that and follow the instructions. Cindy Baldwin must approve access. Once you are approved, the last page on the website is Members. Click on that to add information about yourself.

Hover over Members and you'll see Files. You'll see several folders, including Study Topics. Patterns and information for past study topics are saved here. Anyone can create folders and add files. If you have questions, ask Cindy.

The Blue Ribbon Chapter of American Needlepoint Guild, Inc. (ANG), invites interested individuals, regardless of expertise, into membership. Dues are \$20 per year payable to the Chapter. You must be a current ANG member to belong to the Chapter. ANG membership information can be found at <http://www.needlepoint.org/membership.php>.

Guests and visitors are welcomed.

Meetings are held the 2nd Tuesday of every month (except May, July, and October) starting with a social time at 5:30 pm, with the formal meeting starting at 7:00 pm. These meetings are held at the Knights of Columbus, 1620 E Avenue NE, Cedar Rapids, IA and on Skype. Meetings in December, January, and February will be held on Zoom only, starting with Zoom login/social time at 6:30 pm, with the formal meeting starting at 7:00 pm.

Meetings in May, July, and October are held on the 2nd Saturday of the month starting with social time at 1:00 pm and the formal meeting beginning at 1:30 pm. The Saturday meetings are held at the North Liberty Public Library, 520 W. Cherry St, North Liberty, IA and on Skype.

Board meetings will be held in September, December, March, and June.

The Blue Ribbon ANG Newsletter is published monthly. Deadline for submission of items is the 20th day of each month.

Newsletter Editor: Cindy Baldwin cbaldwin1828@gmail.com

2023-2024 Officers

Past President Robin Rossignol (robin-ann-rossignol@uiowa.edu)

President Robin Rossignol (robin-ann-rossignol@uiowa.edu)

President Elect Jamee Klein (jameek34@gmail.com)

VP-Membership Kareen Strumpel (kareen@imonmail.com)

Secretary Shanel Slater (shanel.slater@gmail.com)

Treasurer Heidi Parker (handparker@gmail.com)

Chapter website: <https://www.blueribbonang.com/>

Officer Candidates

The Nominating Committee has a full slate of officers to propose for 2024 - 2025. The election will be held during the annual meeting in July.

President – Heidi Parker
 President Elect – Cindy Baldwin
 VP Membership – Connie Rosene
 Secretary – Shanel Slater
 Treasurer – Jamee Klein

Nominating Committee: Connie Rosene, Kareen Strumpel, and Robin Rossignol.

Study Topic Schedule

June – Beaded Needle minder – finishing, part 2

July, August, September – Hardanger Star.



June Study Topic – Beaded Needle minder, Part 2

We will finish the edge of the needle minder and glue on the magnets.

Future Study Topics

We are continuing to plan for future study topics. Please bring your suggestions to the June meeting. Also think about what you would like to do. Is there a technique you want to learn or get better at? Look at the list of books in our library in this newsletter for inspiration.

Places to look for project ideas and some suggestions:

- Back issues of Needle Pointers. If you don't keep back issues, you can go to the Needle Pointers archive on the ANG website at <https://www.needlepoint.org/page/NPArchives>. Note that you do have to be signed in to access this website.
- ANG Stitch of the Month – current: <https://www.needlepoint.org/page/SOTM2024>; archive: <https://www.needlepoint.org/page/SOTMarc>. Note that you do have to be signed in to access these websites.
- Berlin Embroidery Designs offers a discount on group projects that include blackwork, cross stitch/blackwork combo, Hapsburg lace (needlepoint with beginning through advanced options), and metal thread (goldwork). She does offer kits, but for most of the projects, we would just need instructions. Check her website at <https://berlinembroidery.com/product-category/hand-embroidery-kits/group-projects/>.
- Practical projects – <https://www.carolynmitchelldesigns.com/scissor-or-tool-holders.php>. These are not available through Carolyn Mitchell, but Fiber Works should be able to order them for us.
- Remembrance Ribbons for Carole Lake – <https://www.facebook.com/photo/?fbid=10228796015503805&set=gm.7166721206738309&idovravity=108537025890131>. Carole was in the process of updating this project when she passed away earlier this year. It has been completed and is available for sale with 100% of the sale price (\$25) donated to the Texas Performing Arts Youth Program in her memory.
- Free charts included in past newsletters, e.g., we could pick 2 or 3 charts and stitch in similar threads and colors.

Iowa State Fair

The 2024 Fabric and Threads booklet is posted at <https://www.iowastatefair.org/participate/competition/enter-iowa-family-living> (scroll down to the bottom of the page). Entry deadline is July 1.

Blogs

- Stitching For Left-Handers: Tips, Tricks, & Techniques <https://needlepoint.com/blogs/needlepoint-know-how/stitching-for-left-handers-tips-tricks-techniques>

Videos and Podcasts

- Know My Name - How Schoolgirl Samplers Created a Remarkable History with Alexandra Peters <https://www.youtube.com/watch?v=AxpI9vIaY> From the Litchfield Historical Society: "To accompany the opening of their newest

exhibit, *With Their Busy Needles: Samplers and the Girls Who Made Them*, The Litchfield Historical Society was delighted to welcome guest curator, Alexandra Peters, for a lecture title "Know My Name: How Schoolgirl Samplers Created a Remarkable History" on Sunday, May 5th at 3:00 p.m. at the Litchfield History Museum.

The power of the needle wielded by girls in the creation of samplers has often been overlooked in early American history. Revolutions were taking place, abolitionists were fighting slavery, and literate schoolgirls were sewing thousands of samplers that were meant to show off their accomplishments. The samplers they stitched, often strikingly beautiful, give us a surprising way to look into the lives of these girls, their families and the changing world around them."

Interesting Needlework and Related Info on the Internet

- Twisting Tornadoes Come to Life in This Artist's Stunning 3D Embroidery <https://mymodernmet.com/erika-tuavao-embroidered-tornado-landscapes/>
- Bees, butterflies, beetles and 24 different plants - the astonishing sewing secrets behind the gorgeous Coronation robes of the King and Queen. (But can you guess how much of it Camilla did herself?) <https://www.dailymail.co.uk/news/article-13336999/Bees-butterflies-beetles-24-different-plants-astonishing-sewing-secrets-gorgeous-Coronation-robes-King-Queen-guess-Camilla-did-herself.html>
- 15,000 squares, 500 hours, 19 months: how I used embroidery to make sense of Australia's catastrophic fires <https://theconversation.com/15-000-squares-500-hours-19-months-how-i-used-embroidery-to-make-sense-of-australias-catastrophic-fires-227907>
- Stitch Hikers: Why the South's Hottest Souvenir Is Needlepoint <https://gardenandgun.com/articles/stitch-hikers-why-the-souths-hottest-souvenir-is-needlepoint/>

Editor's Note

Items included in the newsletter are ones that catch my attention in which I think the membership might be interested. I'm also happy to include news items or suggestions you send me, so please feel free to send things to me for inclusion in the next newsletter.

Cindy

Library

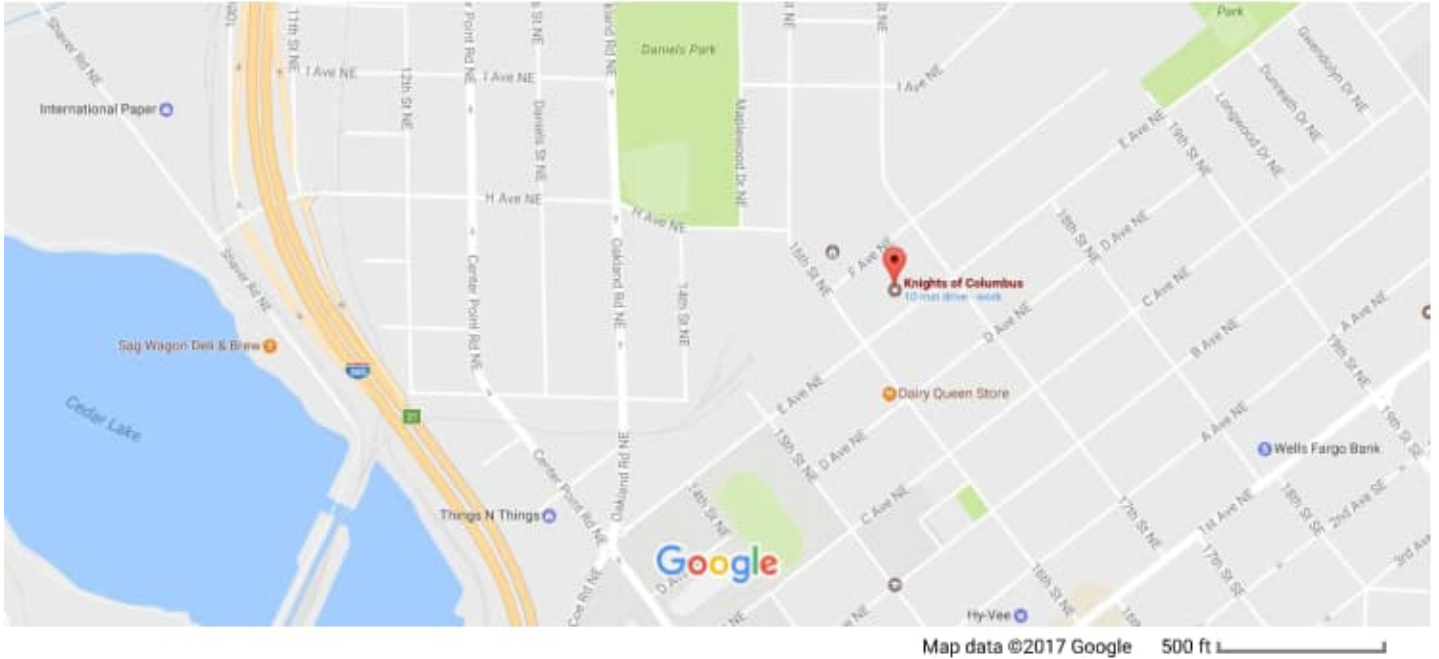
The updated library list is below. Robin has the books and will bring them to meetings as appropriate or requested. The list is also saved to the Blue Ribbon website.

Title	Author Name	Description
Anchor Book of Canvaswork Embroidery Stitches	Anchor	Canvaswork
Anchor Book of Counted Thread Embroidery Stitches	Anchor	Counted thread
Anchor Book of Crewelwork Embroidery Stitches	Anchor	Crewelwork
Anchor Book of Free-Style Embroidery Stitches	Anchor	Free style
Anchor Book of Hardanger Embroidery Stitches	Anchor	Hardanger
Anchor Book of Ribbon Embroidery Stitches	Anchor	Ribbon
Anchor Color Card	Anchor	Design
Anchor Manual of Needlework	Anchor	General needlework
A-Z of Embroidery Stitches	Country Bumpkin Publications	Stitches
Beautiful Bargello	Petschek, Joyce	Bargello
Elegant Stitches	Montano, Judith Baker	Crazy quilting
Father B's 21 st Century Book of Stitches	Blackburn, Jr., The Rev. Robert E.	Stitches
Finishing and Mounting Your Needlepoint Piece	Ireys, Katharine	Finishing
Floral Stitches	Montano, Judith Baker	Crazy quilting
Learn How Book: Knitting, Crochet, Tatting, Embroidery	Coats & Clark	General needlework
Needlepoint Bargello	Kaestner, Dorothy	Bargello
Ribbon Basics	Hiney, Mary Jo; Anckner, Joy	Ribbon
Stitch Sampler	Ganderton, Lucinda	Stitches
The Complete Encyclopedia of Stitchery	Ryan, Mildred Graves	General needlework
The Complete International Book of Embroidery	Gostelow, Mary	General needlework
The Dictionary of Needlework	Caulfield, Sophia Frances Anne; Saward, Blanche	General needlework
The Needlepoint Book	Ippolito Christensen, Jo	Needlepoint
The Open Canvas	Ambuter, Carolyn	General needlework
The Thread Thesaurus	Caswell, Ann; Howren, Suzanne; Robertson, Beth	General needlework
Woman's Day Book of American Needlework	Lane, Rose Wilder	General needlework

Directions to Knights of Columbus Hall

1620 E Avenue NE, Cedar Rapids, IA

From I380, take the H Avenue exit. Turn onto H Ave NE. Turn right onto 16th St NE. Turn left onto E Ave NE. The Knights of Columbus Hall is on the left.



Directions to North Liberty Public Library

520 W. Cherry St, North Liberty, IA

From I380, take the Penn St exit. Go east on Penn St. Turn right on Highway 965 NE. Turn left on Cherry St. The library entrance is on the west side of the building.








Laura Perin Pattern

Summer Flower Boxes

LAURA PERIN DESIGNS

712 COLLEGE ST. HEALDSBURG, CA 95448 650-823-5373
 website: www.ljperindesigns.com

Materials	Design
 Caron Watercolours, (use 1 ply of the 3-ply) DMC #5 pearl cotton:  bright accent color  light accent color  medium green YLI Ribbon Floss (or Kreinik's 1/16th Ribbon)  Small beads #22 tapestry needle 8' x 8' 18 ct. mono canvas, eggshell	Design Count: 77w x 77h Design Size on 18 ct.: 4.25' x 4.25' Cut 18 ct. canvas: 8' x 8' NOTE: <i>This design can also be stitched on 24 count Congress Cloth with #8 pearl cotton threads.</i>



Flower Blocks: From the center of your canvas, tent stitch the four divider lines. Then backstitch the central flower blocks. Use 1 ply of the variegated Watercolours and then 1 strand of the solid color pearl cotton threads. Add french knots and beads last.

Crossed Borders: Stitch the layers of stitches as shown on graph. Tack down the long cross bundles with 1 strand of Ribbon Floss or a 1/16th Kreinik Ribbon.

Border Corners: Backstitch the flowers in the corners with 1 ply of the variegated Watercolours; finish with solid color pearl cottons. Add beads last.

Outer Border: Lay down long stitches with Ribbon Floss and tie down with crosses of pearl cotton. Work scalloped outer border in straight stitches with 1 strand of the medium green pearl cotton.

© 2007 Laura J. Perin Designs All Rights Reserved

Some of the Stitches Used in the Design

