



Newsletter of the Blue Ribbon Chapter

American Needlepoint Guild, Inc.

Volume 8, Issue 9

September 1, 2024

What's inside?

Calendar 1

Blue Ribbon ANG Chapter Meeting Minutes, August 13, 2024 2

Nametag 3

Blue Ribbon ANG Website.... 3

State Fair Results..... 3

September Study Topic – Hardanger Star and State Fair Recap..... 4

Future Study Topics 4

Blogs 4

Interesting Needlework and Related Info on the Internet .. 4

Upcoming Retreats/Seminars 5

New Needlework Books..... 5

Editor's Note 5

Library 6

Directions to Knights of Columbus Hall..... 7

Directions to North Liberty Public Library 7

Rainbow Gallery Pattern..... 8

Calendar

Saturday, September 7
1:00 - 3:00 pm

Tuesday, September 17
5:30 - 7:00 pm
6:45 - 7:30 pm
7:30 - 8:30 pm

Tuesday, September 24
12:00 – 1:30 pm

Saturday, October 5
1:00 - 3:00 pm

Saturday, October 12
1:00 - 1:30 pm
1:30 - 2:00 pm
2:00 - 4:00 pm

Tuesday, October 22
12:00 – 1:30 pm

Saturday, November 2
1:00 - 3:00 pm

Tuesday, November 12
5:30 - 7:00 pm
7:00 - 7:30 pm
7:30 - 8:30 pm

Tuesday, November 26
12:00 – 1:30 pm

Saturday, December 7
1:00 - 3:00 pm

Tuesday, December 10
6:00 - 7:00 pm
7:00 - 7:15 pm
7:15 - 8:15 pm

Tuesday, August 27
12:00 – 1:30 pm

Stitch-In-Public – Cedar Rapids Public Library, 450 Fifth Avenue SE, Cedar Rapids

Monthly meeting – Knights of Columbus and Skype
Log in to Skype (6:00 pm); social/stitching time
Board meeting and chapter business meeting
Study topic – Hardanger Star and State Fair Recap

Lunch at Granite City, 4755 1st Ave SE, Cedar Rapids

Stitch-In-Public – Cedar Rapids Public Library, 450 Fifth Avenue SE, Cedar Rapids

Monthly meeting – North Liberty Library and Skype
Social/stitching time; log in to Skype
Chapter business meeting
Study topic – Chicken Scratch

Lunch at Granite City, 4755 1st Ave SE, Cedar Rapids

Stitch-In-Public – Cedar Rapids Public Library, 450 Fifth Avenue SE, Cedar Rapids

Monthly meeting – Knights of Columbus and Skype
Log in to Skype (6:00 pm); social/stitching time
Chapter business meeting
Study topic – Hardanger Star

Lunch at Granite City, 4755 1st Ave SE, Cedar Rapids

Stitch-In-Public – Cedar Rapids Public Library, 450 Fifth Avenue SE, Cedar Rapids

Monthly meeting – Skype
Log in to Skype (6:00 pm); social/stitching time
Business meeting
Study topic – Tips and Techniques – lecture by Sue Reed

Lunch at Granite City, 4755 1st Ave SE, Cedar Rapids

Visit the Blue Ribbon Chapter website at <https://www.blueribbonang.com>

Facebook page – <https://www.facebook.com/Blue-Ribbon-ANG-102362961642607>



Blue Ribbon ANG Chapter Meeting Minutes, August 13, 2024

7:00 Call to Order

Welcome visitors and new members - Robin, Cindy, Becky, Heidi, Kareen, Connie, Ruth

Officer Reports

- Ask if anyone could take notes, Heidi will send notes.
- Secretary Report - Last month's meeting minutes were approved as published.
- Treasurer's Report - Starting balance \$1,843.92 but the IA State Fair Premium check of \$25 has not been processed. Checkbook balance is \$1,818.92.
- Membership's Report - No new members. Discussion on completion of the roster. It was last updated in April/May 2024 and was posted on the chapter's website. Beth Ellicott membership information was sent to Connie.

Committee Reports

- Stitch in Public - CRPL Stitch in Public will be on 9/7.

Old Business

- Update from July-August Events
CRPL Ren Faire - Shanel talked to about 40 people and got emails for 3-4 as interested. Shanel to send list to Cindy.
Cedar Valley Memories Steam Power and Pioneer Life Show - Robin and Cindy attended with Ruth. It was great to see Ruth in person. Event had a good turnout overall. Next year the museum will be finished and should have better foot traffic. We should consider doing this annually. It's the 2nd full weekend of August.
- Vote on Sue Reed for program in December \$150 (Cindy to draft contract if approved) - Tips and Techniques Lecture. Motion to approve – Ruth. Second – Robin. Motion approved. Note: There is a recommendation for starting our meeting earlier because she's on east coast.

New Business

- Audit Committee - ask for volunteers for September meeting.
- Upcoming Events
8/27 - 12:00 Lunch at Granite City
9/7 - Stitch in Public CRPL
- 9/10 - September Board & Member Meeting @ Knights of Columbus; please bring any items up at that meeting.

The Blue Ribbon Chapter of American Needlepoint Guild, Inc. (ANG), invites interested individuals, regardless of expertise, into membership. Dues are \$20 per year payable to the Chapter. You must be a current ANG member to belong to the Chapter. ANG membership information can be found at <http://www.needlepoint.org/membership.php>.

Guests and visitors are welcomed.

Meetings are held the 2nd Tuesday of every month (except May, July, and October) starting with a social time at 5:30 pm, with the formal meeting starting at 7:00 pm. These meetings are held at the Knights of Columbus, 1620 E Avenue NE, Cedar Rapids, IA and on Skype. Meetings in December, January, and February will be held on Skype only, starting with Skype login/social time at 6:30 pm, with the formal meeting starting at 7:00 pm.

Meetings in May, July, and October are held on the 2nd Saturday of the month starting with social time at 1:00 pm and the formal meeting beginning at 1:30 pm. The Saturday meetings are held at the North Liberty Public Library, 520 W. Cherry St, North Liberty, IA and on Skype.

Board meetings will be held in September, December, March, and June.

The Blue Ribbon ANG Newsletter is published monthly. Deadline for submission of items is the 20th day of each month.

Newsletter Editor: Cindy Baldwin cbaldwin1828@gmail.com

2024-2025 Officers

Past President Robin Rossignol (robin-ann-rossignol@uiowa.edu)

President Heidi Parker (handparker@gmail.com)

President Elect Cindy Baldwin (cbaldwin1828@gmail.com)

VP-Membership Connie Rosene (connie.rosen89@gmail.com)

Secretary Shanel Slater (shanel.slater@gmail.com)

Treasurer Jamee Klein (jameek34@gmail.com)

Chapter website: <https://www.blueribbonang.com/>

Blue Ribbon ANG Chapter Meeting Minutes, August 13, 2024 (continued)**Announcements**

- Future Study Topics
 - September – Hardanger Star and State Fair recap
 - October and November – Chicken Scratch. Will need a 6-8" hoop; 26 needle recommended. All fabric and thread will be provided.
\$5 - per kit
 - December - Sue Reed Program

Show & Tell

- Becky is working on a cross-stitch piece designed by Fiberworks' Karol's daughter.

Meeting Adjourned.

Nametag

Please remember to wear your nametags at meetings and when we are stitching in public.

Blue Ribbon ANG Website

Our website (<https://www.blueribbonang.com/>) has a Members Only page. When you go to the website, you'll see a Log In button to the right of ANG. Click on that and follow the instructions. Cindy Baldwin must approve access. Once you are approved, the last page on the website is Members. Click on that to add information about yourself.

Hover over Members and you'll see Files. You'll see several folders, including Study Topics. Patterns and information for past study topics are saved here. Anyone can create folders and add files. If you have questions, ask Cindy.

State Fair Results

Please bring the projects you entered in the fair to the meeting. You might also post photos on our Facebook page.

Congratulations to everyone who won ribbons. I think I found everyone, but please let me know if I missed something or if I've made a mistake. Thank you for your participation and support of the Fair.

- **Surface Embroidery**
 - Sweepstakes award: Jamie Randall
 - Household item: Jamie Randall – 1st
 - Picture: Jamie Randall – 1st
 - Accessory for Needlework: Jamie Randall – Honorable Mention
 - Crewel Embroidery: Emily Barton – 2nd
 - Silk & Metal Embroidery: Emily Barton – 1st
 - Wool Embroidery (perimeter 30 inches or less): Jamie Randall – 1st
- **Counted Cross Stitch**
 - Wall Hanging or Bell Pull: Ruth Topp – 2nd
 - Picture - under 15 inches: Ruth Topp – 2nd
 - Picture - under 15 inches, linen or linen technique: Ruth Topp – 2nd
 - Picture - 15-25 inches, linen or linen technique: Ruth Topp – 3rd
- **Counted Thread Techniques**
 - Sweepstakes award: Robin Rossignol
 - Best of Show: Robin Rossignol
 - Hardanger Embroidery: Robin Rossignol – Honorable Mention
 - Mixed Technique Picture: Robin Rossignol – 1st
 - Mixed Fiber Item: Ruth Topp – 1st
 - Pulled Thread Item:
 - ◆ Robin Rossignol – 1st
 - ◆ Jamie Randall – 2nd
 - Holiday Ornaments or Holiday Decoration: Robin Rossignol – 1st

- Swedish Weaving: Robin Rossignol – 1st
- 3 Dimensional: Robin Rossignol – 1st
- **Needlepoint**
 - Sweepstakes award: Robin Rossignol
 - Best of Show: Emily Barton
 - Pillow: Ruth Topp – 1st
 - Picture (up to 25 inches):
 - ◆ Ruth Topp – 1st
 - ◆ Emily Barton – 2nd
 - ◆ Cindy Baldwin – 3rd
 - ◆ Robin Rossignol – Honorable Mention
 - Mixed Techniques or Sampler
 - ◆ Emily Barton – 1st
 - ◆ Robin Rossignol – 2nd
 - Item made with Mixed Fibers:
 - ◆ Cindy Baldwin – 1st
 - ◆ Ruth Topp – 2nd
 - ◆ Emily Barton – 3rd
 - Holiday Decoration / Stocking / Ornaments:
 - ◆ Connie Rosene – 1st
 - ◆ Robin Rossignol – 2nd
 - ◆ Cindy Baldwin – 3rd
 - 40 Count Silk Gauze: Robin Rossignol – 1st
 - 3 Dimensional
 - ◆ Robin Rossignol – 1st
 - ◆ Cindy Baldwin – 2nd
- **Senior Citizens**
 - Needlepoint Item:
 - ◆ Connie Rosene – 2nd
 - ◆ Ruth Topp – 3rd

September Study Topic – Hardanger Star and State Fair Recap

Second lesson on Hardanger Star.

Future Study Topics

- September – Hardanger Star and State Fair recap
- October – Chicken Scratch
- November – Hardanger Star

Blogs

- Needlepoint Pattern Inspiration For Ornaments <https://colourcomplements.com/2024/08/needlepoint-pattern-inspiration-for-ornaments.html>
- Don't be afraid of Jessicas! <https://debbeesdesigns.com/dont-be-afraid-of-jessicas/>
- How to Make Your Own Variegated Threads <https://needlepoint.com/blogs/needlepoint-know-how/how-to-make-your-own-variegated-threads>
- Covering a Painted Canvas Entirely With Squares <https://chillyhollownp.blogspot.com/2024/08/covering-painted-canvas-entirely-with.html> This is an option if the design is complicated and you don't want to stitch it as painted.

Interesting Needlework and Related Info on the Internet

- Prep In Your Step: Needlepoint Sandals For Grand Millennial Style <https://www.bocamag.com/prep-in-your-step-needlepoint-sandals-for-grand-millennial-style/>
- The power of handwriting - Reminding future generations of the past <https://www.beaumontenterprise.com/entertainment/article/include-handwritten-notes-antiques-19631416.php> “As we removed framed cross stitch and pictures from the wall, or looked under oil lanterns, we would find envelopes attached, each containing a

handwritten note sharing a description of how the item had been passed down from an ancestor along with the story behind the item.”

- Artist Creates Realistic Embroidery of Special Moments and Beloved Pets To Spread Love and Inner Peace <https://mymodernmet.com/santo-cielo-realistic-embroidered-portraits/>
- The Legacy of Handmade Objects https://www.ted.com/talks/gary_sligh_the_legacy_of_handmade_objects?subtitle=en YouTube channel <https://www.youtube.com/channel/UCyXTjY3Q32Yt-JimjLXg5Ng>
- National Academy of Needlearts 2024 Exemplary Ribbon Winners <https://needleart.org/2024-exemplary-ribbon-winners/>
- Snarky and Modern (S&M) Embroidery and Cross Stitch post on AI “embroidery” patterns <https://www.facebook.com/groups/snarkyandmodern/permalink/3875392976014979>
- Artist Spends 10-30 Hours To Create Embroideries Of The Simpsons, One Scene At A Time (44 New Pics) <https://www.boredpanda.com/handmade-simpsons-embroideries-gabriela-martinez-part-3/>

Upcoming Retreats/Seminars

This is not a comprehensive list, just the ones I've run across or are on mailing lists for. If you run across something else, send me the info and I'll put it in the newsletter.

- National Academy of Needlearts 2025 Exemplary <https://needleart.org/assembly/>
- Stitching Fox Needlepoint <https://www.stitchingfox.com/collections/events>
- 2024 Kan Stitch Retreat <https://sunflowerstitchery.com/2024-Kan-Stitch-Retreat- p 2438.html>
- Needlepoint is Cool <https://www.needlepointiscool.com/>
- New Jersey Needlefest 2024 <https://www.needleworkwithjim.com/NJNEEDLEFEST.html>
- Christmas in Williamsburg 2024 <https://www.needleworkwithjim.com/ChristmasinWilliamsburg.html>
- 2025 Needlefest PA Summer Getaway <https://www.needleworkwithjim.com/NeedleFestPASummerGetaway.html>
- Stitching and Needlework Events <https://www.facebook.com/groups/748907069549635/>
- Needlework Faire 2025 <https://egausa.org/event/ega-national-seminar-2025/> **EGA's National Seminar**

New Needlework Books

These books were recently featured on Fiber Talk, watch the videos to learn more about the books

<https://www.youtube.com/@FiberTalk/videos>

- *Everyday Folk* from Krista West of Avlea Folk Embroidery <https://www.avleaembroidery.com/product-page/everyday-folk-cross-stitch-folk-embroidery-book>
- *Passementerie: Handcrafting contemporary Trimmings, Fringes, Tassels and More* from Elizabeth Ashdown. <https://elizabethashdown.co.uk/buy-book-passementerie-contemporary-handcrafting>

Editor's Note

Items included in the newsletter are ones that catch my attention in which I think the membership might be interested. I'm also happy to include news items or suggestions you send me, so please feel free to send things to me for inclusion in the next newsletter.

Cindy

Library

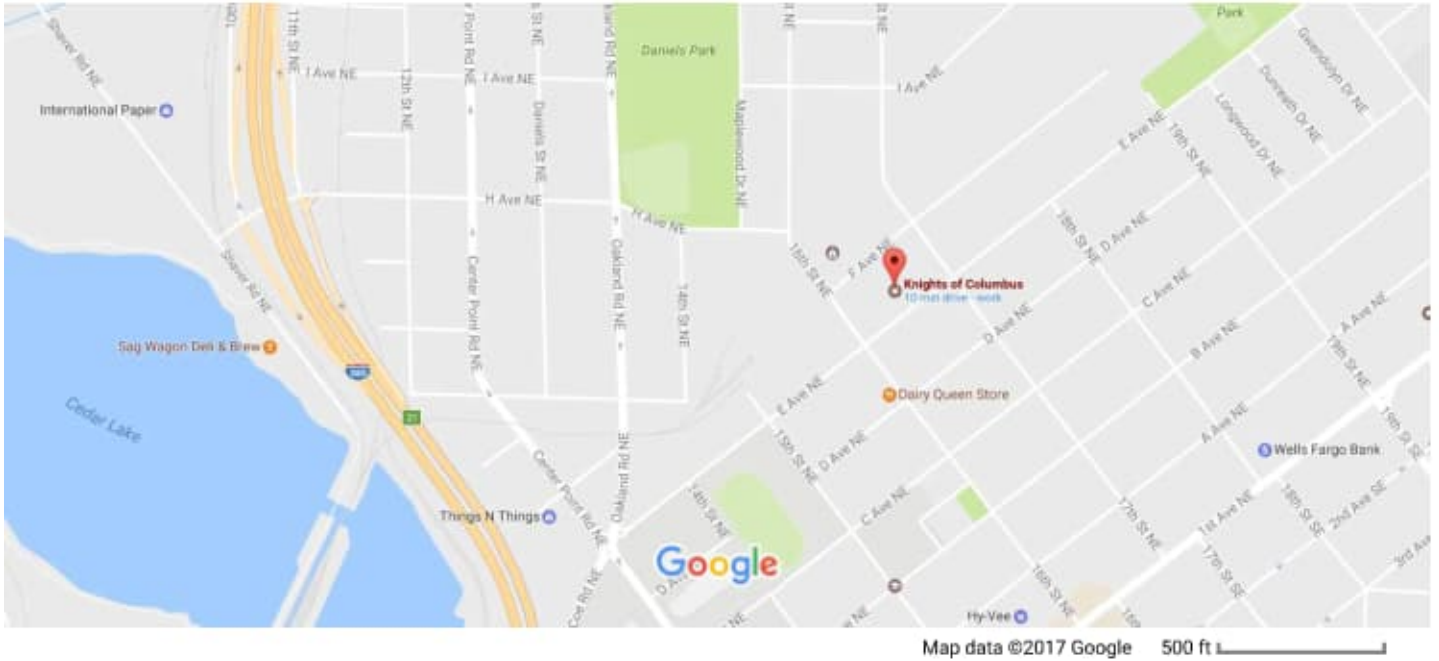
The updated library list is below. Robin has the books and will bring them to meetings as appropriate or requested. The list is also saved to the Blue Ribbon website.

Title	Author Name	Description
Anchor Book of Canvaswork Embroidery Stitches	Anchor	Canvaswork
Anchor Book of Counted Thread Embroidery Stitches	Anchor	Counted thread
Anchor Book of Crewelwork Embroidery Stitches	Anchor	Crewelwork
Anchor Book of Free-Style Embroidery Stitches	Anchor	Free style
Anchor Book of Hardanger Embroidery Stitches	Anchor	Hardanger
Anchor Book of Ribbon Embroidery Stitches	Anchor	Ribbon
Anchor Color Card	Anchor	Design
Anchor Manual of Needlework	Anchor	General needlework
A-Z of Embroidery Stitches	Country Bumpkin Publications	Stitches
Beautiful Bargello	Petschek, Joyce	Bargello
Elegant Stitches	Montano, Judith Baker	Crazy quilting
Father B's 21 st Century Book of Stitches	Blackburn, Jr., The Rev. Robert E.	Stitches
Finishing and Mounting Your Needlepoint Piece	Ireys, Katharine	Finishing
Floral Stitches	Montano, Judith Baker	Crazy quilting
Learn How Book: Knitting, Crochet, Tatting, Embroidery	Coats & Clark	General needlework
Needlepoint Bargello	Kaestner, Dorothy	Bargello
Ribbon Basics	Hiney, Mary Jo; Anckner, Joy	Ribbon
Stitch Sampler	Ganderton, Lucinda	Stitches
The Complete Encyclopedia of Stitchery	Ryan, Mildred Graves	General needlework
The Complete International Book of Embroidery	Gostelow, Mary	General needlework
The Dictionary of Needlework	Caulfield, Sophia Frances Anne; Seward, Blanche	General needlework
The Needlepoint Book	Ippolito Christensen, Jo	Needlepoint
The Open Canvas	Ambuter, Carolyn	General needlework
The Thread Thesaurus	Caswell, Ann; Howren, Suzanne; Robertson, Beth	General needlework
Woman's Day Book of American Needlework	Lane, Rose Wilder	General needlework

Directions to Knights of Columbus Hall

1620 E Avenue NE, Cedar Rapids, IA

From I380, take the H Avenue exit. Turn onto H Ave NE. Turn right onto 16th St NE. Turn left onto E Ave NE. The Knights of Columbus Hall is on the left.



Directions to North Liberty Public Library


520 W. Cherry St, North Liberty, IA

From I380, take the Penn St exit. Go east on Penn St. Turn right on Highway 965 NE. Turn left on Cherry St. The library entrance is on the west side of the building.



A Maze In Grace[®]

A Marla Pelz Design especially for *Rainbow Gallery*



Materials:

Design size is 5"x 5"

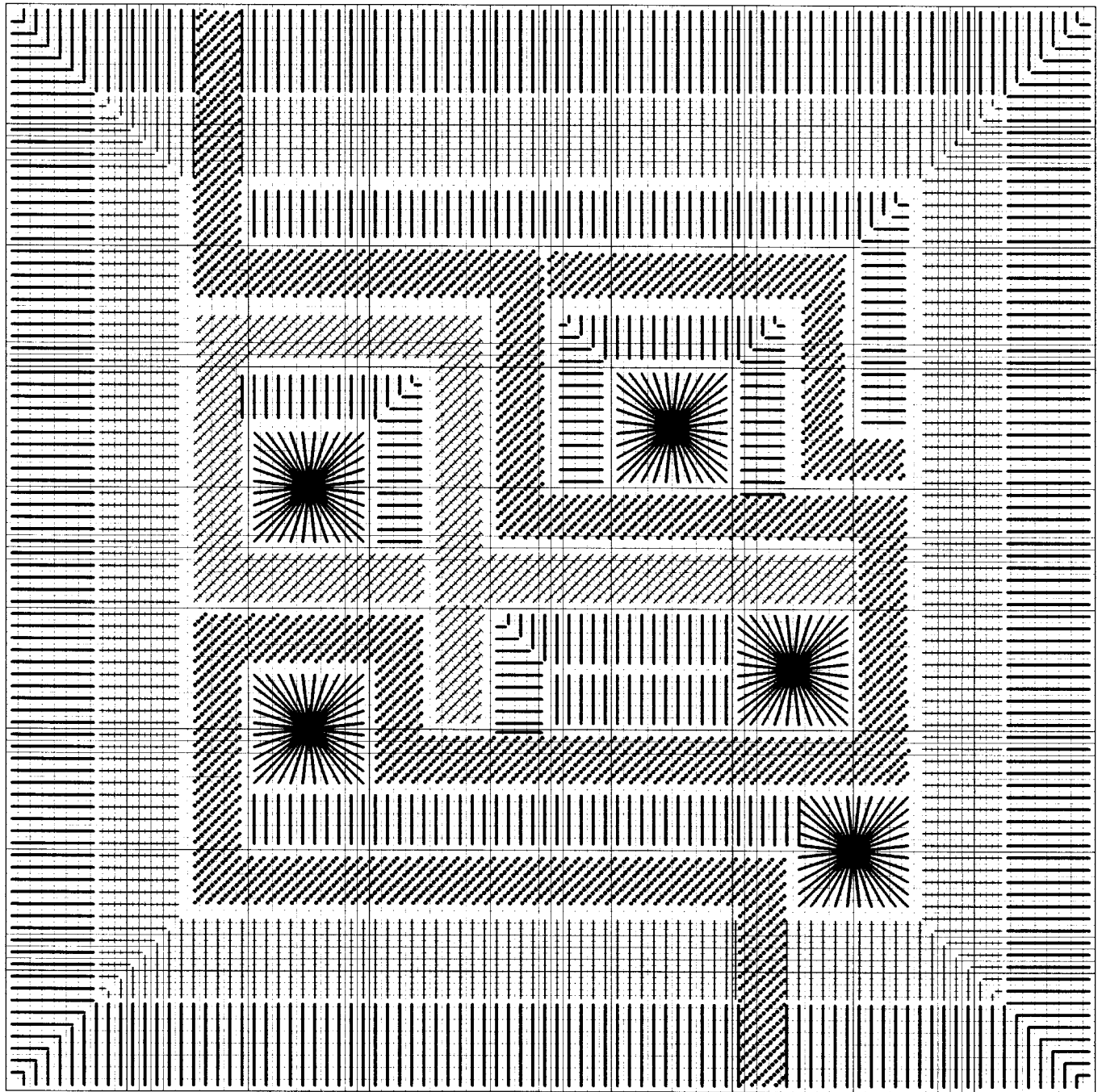
		<u>Color Way A</u>	<u>Color Way B</u>
1 card	Crystal Braid:	CR09-Vatican Gold Pearl	CR09-Vatican Gold Pearl
1 card	Crystal Braid:	CR10-Smoke Gray Pearl	CR01-White Pearl
1 card	Petite Sparkle Rays:	PS38-Lite Cornflower	PS52-Marigold
2 cards	Petite Sparkle Rays:	PS51-Lite Yellow	PS29-Christmas Red
1 card	Splendor [®] :	S1027-Deep Lavender	S907-Dark Pistachio Green

9" x 9" 18 ct. white mono canvas
stretcher bars to fit

Stitching instructions:

1. Fill in the blank rows on the Master Chart with Continental stitches.
2. Stitch the diagonal stitches.
3. Stitch the straight stitches.
4. Work Rhodes Mound stitches. It is a Rhodes stitch over 10 threads.
5. Start with the outside borders. Counting the compensating stitches there are 88 x 88 straight stitches in the outermost border.

A Maze In Grace[®]



Color Way A

Color Way B

Splendor:

S1027

S907

Petite Sparkle Rays:

PS51

PS29

Petite Sparkle Rays:

PS38

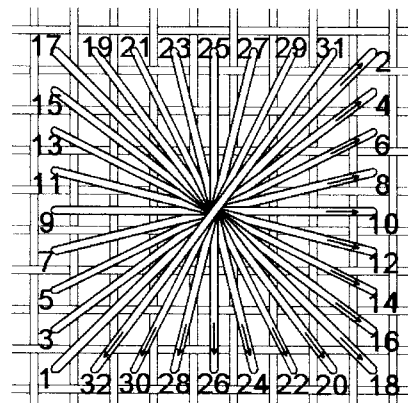
PS52

Crystal Braid:

CR10 Rhodes Mound CR01

Crystal Braid:

CR09 Continental CR09



Rhodes Mound