



Newsletter of the Blue Ribbon Chapter

American Needlepoint Guild, Inc.

Volume 8, Issue 12

December 1, 2024

Indicates change

In person events (SIPs and lunches) are weather permitting.

What's inside?

- Calendar 1
- Blue Ribbon ANG Chapter Meeting Minutes, November 19, 2024..... 2
- Membership Renewal..... 3
- Nametag 3
- Blue Ribbon ANG Website.... 3
- December Study Topic – Virtual Lecture by Sue Reed. 3
- Future Study Topics 3
- Blogs 4
- Podcasts and Videos 4
- Interesting Needlework and Related Info on the Internet.. 4
- Upcoming Retreats/Seminars 4
- Needlework Holidays 4
- Editor's Note 4
- Laura J. Perin Designs Pattern 5

Calendar

Tuesday, December 10

6:00 - 6:30 pm

6:30 - 7:00 pm

7:00 - 8:00 pm

Saturday, December 28

10:00 - 12:00 am

Tuesday, December 31

12:00 – 1:30 pm

Tuesday, January 14

6:00 - 7:00 pm

7:00 - 7:15 pm

7:15 - 8:15 pm

Saturday, January 25

10:00 - 12:00 am

Tuesday, January 28

12:00 – 1:30 pm

Tuesday, February 11

6:00 - 7:00 pm

7:00 - 7:15 pm

7:15 - 8:15 pm

Saturday, February 22

10:00 - 12:00 am

Tuesday, February 25

12:00 – 1:30 pm

Monthly meeting – Skype

Log in to Skype (6:00 pm); social/stitching time

Board and business meetings

Study topic – Tips and Techniques – online lecture by Sue Reed

Stitch-In-Public – NewBo City Market, 1100 3rd St SE, Cedar Rapids

Lunch at Los Compadres, 448 33rd Ave SW, Cedar Rapids

Monthly meeting – Skype

Log in to Skype (6:00 pm); social/stitching time

Business meeting

Study topic – Hapsburg Lace Needle Book

Stitch-In-Public – NewBo City Market, 1100 3rd St SE, Cedar Rapids

Lunch at Los Compadres, 448 33rd Ave SW, Cedar Rapids

Monthly meeting – Skype

Log in to Skype (6:00 pm); social/stitching time

Business meeting

Study topic – Hapsburg Lace Needle Book

Stitch-In-Public – NewBo City Market, 1100 3rd St SE, Cedar Rapids

Lunch at Los Compadres, 448 33rd Ave SW, Cedar Rapids

Visit the Blue Ribbon Chapter website at <https://www.blueribbonang.com>

Facebook page – <https://www.facebook.com/Blue-Ribbon-ANG-102362961642607>



Blue Ribbon ANG Chapter Meeting Minutes, November 19, 2024

BUSINESS MEETING

7:00 Call to Order

Attendees: Heidi Parker, Robin Rossignol, Cindy Baldwin, Jamee Klein, Becky Maurer, Jamie Randall, Ruth Topp, Connie Rosene

Officer Reports

- Secretary Report - Last month's meeting minutes were approved as published.
- Treasurer's Report
 - October balance - \$1,260.51
- Membership's Report
 - Reminder ANG due January 1st
 - Connie to look up any members who have/haven't renewed National ANG dues (after new year)

Old Business

- Audit Committee Update or Report
 - Audit performed last meeting, no issues found.
- December Sue Reed for program
 - Notice the meeting time change - Program to begin 7:00
- National Embroidery Month
 - CRPL Event, February 22 at Bookmark on perforated paper
 - CVLPL demonstrations each Saturday in February; times still to be determined.

New Business

- Membership Renewal Due 12/31
 - Check and Venmo available.
 - Don't forget your National dues as well.
- NCSML Old World Market
 - After discussion, we will not be demonstrating at the market on Dec 7 & 8
 - Heidi to call and cancel our table.
- National ANG Information
 - 11/20 is the ANG Membership Meeting at 1:00
 - Spring Fling registration is closing for Spring Fling classes on Tuesday 11/26
 - There has been some updating to the website.
- IA State Fair
 - Received a letter/contract from the IA State Fair regarding the fair award in 2025. Cindy signed the contract, and we will be billed.

The Blue Ribbon Chapter of American Needlepoint Guild, Inc. (ANG), invites interested individuals, regardless of expertise, into membership. Dues are \$20 per year payable to the Chapter. You must be a current ANG member to belong to the Chapter. ANG membership information can be found at <http://www.needlepoint.org/membership.php>.

Guests and visitors are welcomed.

Meetings are held the 2nd Tuesday of every month (except May, July, and October) starting with a social time at 5:30 pm, with the formal meeting starting at 7:00 pm. These meetings are held at the Knights of Columbus, 1620 E Avenue NE, Cedar Rapids, IA and on Skype. Meetings in December, January, and February will be held on Skype only, starting with Skype login/social time at 6:30 pm, with the formal meeting starting at 7:00 pm.

Meetings in May, July, and October are held on the 2nd Saturday of the month starting with social time at 1:00 pm and the formal meeting beginning at 1:30 pm. The Saturday meetings are held at the North Liberty Public Library, 520 W. Cherry St, North Liberty, IA and on Skype.

Board meetings will be held in September, December, March, and June.

The Blue Ribbon ANG Newsletter is published monthly. Deadline for submission of items is the 20th day of each month.

Newsletter Editor: Cindy Baldwin cbaldwin1828@gmail.com

2024-2025 Officers

Past President Robin Rossignol (robin-ann-rossignol@uiowa.edu)

President Heidi Parker (handparker@gmail.com)

President Elect Cindy Baldwin (cbaldwin1828@gmail.com)

VP-Membership Connie Rosene (connie.rosen89@gmail.com)

Secretary Shanel Slater (shanel.slater@gmail.com)

Treasurer Jamee Klein (jameek34@gmail.com)

Chapter website: <https://www.blueribbonang.com/>

Blue Ribbon ANG Chapter Meeting Minutes, November 19, 2024 (cont.)

Upcoming Events

- 11/23 - first Stitch in Public at NewBo, 10-12:00
- 11/26 - Lunch at Los Compadres, 12-1:30
- 12/10 - Board & Membership meetings with Online Lecture by Sue Reed
- 12/28 - Stitch in Public at NewBo

Program Announcements

- December - Sue Reed Program
- January - Hapsburg Lace Needle Case
 - Cindy has patterns for those who ordered them. Connect with her for payment.

Meeting Adjourned

Membership Renewal

It is time to renew your Blue Ribbon and National memberships. A renewal form will be sent with the newsletter.

Nametag

Please remember to wear your nametags at meetings and when we are stitching in public.

Blue Ribbon ANG Website

Our website (<https://www.blueribbonang.com/>) has a Members Only page. When you go to the website, you'll see a Log In button to the right of ANG. Click on that and follow the instructions. Cindy Baldwin must approve access. Once you are approved, the last page on the website is Members. Click on that to add information about yourself.

Hover over Members and you'll see Files. You'll see several folders, including Study Topics. Patterns and information for past study topics are saved here. Anyone can create folders and add files. If you have questions, ask Cindy.

December Study Topic – Virtual Lecture by Sue Reed

A potpourri of various things Sue has learned and picked up over the years from basic information along with tips. A visual pdf will be shared on screen during the lecture. The visual pdf covers stretcher bars, ways to end short threads, laying plies of thread, starting and stopping threads, correct angle of needle for basketweave, stitching directions for best pull of threads, etc. This pdf and another will be provided to members after the meeting. The other pdf is text only and covers everything from needles, canvas warp vs weft, useful gadgets, beading, and random thoughts.

Future Study Topics

- January, February, April – Hapsburg Lace Needle Case by Tanja Berlin. If you did not get in on the bulk purchase and decide to join in, you can purchase the **Instructions** at Berlin Embroidery Designs (<https://berlinembroidery.com/product/hapsburg-lace-needle-case-kit/>). The pdf pattern is about \$20 USD. A second pdf is included that explains how to assemble the needle case.

Materials needed for the project include 18-count canvas, perle cotton, felt, and ribbon. Beads are optional.

This is beginner needlepoint design, but a fair amount of stitching is needed. We will put the needle books together at the April meeting, so please plan your stitching accordingly.



- March, May – Fibonacci Swirls by Olivia Hartshorn. The pattern is in the March/April 2022 issue of Needle Pointers, pages 34-40. If you don't have your copy of the magazine anymore, you can download it from ANG's website.



Blogs

- Six Needlepoint Stitches For Small Spaces <https://poppymonkneedlepointkits.com/blogs/the-5-minute-needlepoint-blog/six-needlepoint-stitches-for-small-spaces>
- Embroidery and AI <https://vettycreations.com.au/white-threads/2024/11/21/embroidery-and-ai/>

Podcasts and Videos

- Sewing with Threads podcast. The Art of Scissor Making, with Maggie Fox | Episode 83 <https://www.threadsmagazine.com/2024/11/06/the-art-of-scissor-making-with-maggie-fox-episode-83>
- The Long Thread Podcast. Allan Brown, The Nettle Dress (classic) <https://podcasts.apple.com/us/podcast/allan-brown-the-nettle-dress-classic/id1508572777?i=1000677153637>

Interesting Needlework and Related Info on the Internet

- The Legacy of May Morris. Respect for the Work of Women's Hands <https://pieceworkmagazine.com/the-legacy-of-may-morris>
- Artist 'reimagines' lost 16th Century embroidery <https://www.bbc.com/news/articles/c6246kpe4jlo>
- Spectacular Embroidery Visualizes Connection Between Earth's Landscapes and Cosmic Universe <https://mymodernmet.com/yuliya-krishchik-cosmic-embroidery/>
- Needlepoint Tips and Techniques <https://www.louisesneedlework.com/hints-and-tips-for-needlepoint.htm> From Louise's Needlework's website: *"Whether you are just learning the basics of needlepoint or are an advanced needlepoint artist, here are a number of tips and hints we hope you will find useful. We will be adding new topics, articles and video links in the upcoming months, so keep checking back to see what's new and noteworthy."*

Upcoming Retreats/Seminars

This is not a comprehensive list, just the ones I've run across or are on mailing lists for. If you run across something else, send me the info and I'll put it in the newsletter.

- KC Needlepoint Artist Weekend - April 25-27, 2025 <https://www.kcneedlepoint.com/products/kc-needlepoint-artist-weekend-april-25-27-2025>
- National Academy of Needlearts 2025 Exemplary <https://needleart.org/assembly/>
- Stitching Fox Needlepoint <https://www.stitchingfox.com/collections/events>
- Needlepoint is Cool, weekend retreats in Chicago <https://www.needlepointiscool.com/>
- New Jersey Needlefest 2024 <https://www.needleworkwithjim.com/NJNEEDLEFEST.html>
- Christmas in Williamsburg 2024 <https://www.needleworkwithjim.com/ChristmasinWilliamsburg.html>
- 2025 Needlefest PA Summer Getaway <https://www.needleworkwithjim.com/NeedleFestPASummerGetaway.html>
- Stitching and Needlework Events <https://www.facebook.com/groups/748907069549635/>
- Needlework Faire 2025 <https://egausa.org/event/ega-national-seminar-2025/> EGA's National Seminar
- ANG 2025 Seminar <https://www.needlepoint.org/page/2025Seminar> The seminar brochure is available to download.

Needlework Holidays

- September is National Needlepoint Month.
- July 25th is National Thread the Needle Day.
- July 30th is World Embroidery Day.
- August 8th is World Cross Stitch Day.
- Stitch in Public day (Feb 1st) and the entire month of February is National Embroidery Month.

Editor's Note







Items included in the newsletter are ones that catch my attention in which I think the membership might be interested. I'm also happy to include news items or suggestions you send me, so please feel free to send things to me for inclusion in the next newsletter.

Holiday Square

Designed for Rainbow Gallery by:

LAURA J.  PERIN DESIGNS



Symbol	Materials
	Overture, V63 - "Forest" (1 ply) <i>(or Encore, E63 - 2 ply)</i>
	Grandeur, 832 - Dark Green
	Grandeur, 832 - Dk Burgundy
	Grandeur, 899 - Dark Ecu
	Fyre Werks, F38 - Red
	Nordic Gold, ND2 - Gold

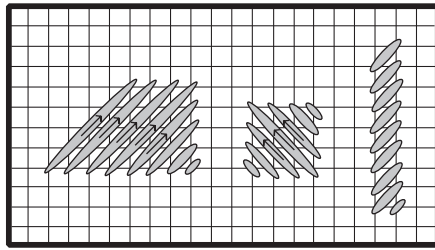
Design count: 74 x 74 threads
Design size on 18 ct. mono canvas:
4.5" x 4.5"

Stitching Instructions

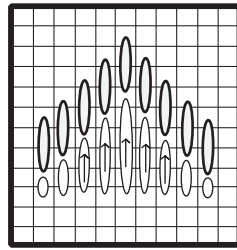
- Begin at the center point and Satin Stitch the middle diamond with 1 strand of red Fyre Werks. Continue working the rest of the star design with 1 ply of the variegated Overture (or 2 ply of the finer Encore), and 1 strand of metallic thread, as noted on the graph. Lay each Satin Stitch firmly: not too tightly or too loosely.
- Use 1 strand of dark ecru Grandeur to fill in the areas surrounding the center star.
- Use 1 strand of dark green Grandeur to stitch the narrow border around the center star design, going over 2 threads of canvas, in a Diagonal Satin Stitch. Use red Fyre Werks in corners.
- Work gold metallic zigzag border first (using 1 strand of Nordic Gold), then fill in with 1 strand of ecru Grandeur.
- With dark burgundy Grandeur, stitch inner border over 2 threads. Use 1 strand of Nordic Gold to stitch small corner blocks.
- Work checkerboard rows with alternating squares of 1 ply variegated Overture, and 1 strand of red metallic Fyre Werks; alternating corner squares use burgundy Grandeur instead of Overture.
- Diagonal Satin Stitch the gold narrow border with 1 strand of Nordic Gold.
- Stitch the wide outer green border over 5 threads, using 1 strand of dark green Grandeur.
- Satin Stitch the corner squares with 1 strand of the red Fyre Werks.

DESIGN IDEAS: This design can be quickly worked as an insert to a velvet pillow or a small box top. . . . or turned "on point" and sewn as a Christmas ornament with a gold tassel attached to the bottom corner.







Holiday Square



Diagonal Satin Stitch



Straight Stitch

Symbol	Materials
	Overture, V63 - "Forest" (1 ply) <i>(or Encore, E63 - 2 ply)</i>
	Grandeur, 832 - Dark Green
	Grandeur, 837 - Dk Burgundy
	Grandeur, 899 - Dark Ecru
	Fyre Werks, F38 - Red
	Nordic Gold, ND2 - Gold

Be creative... use various types of threads and have fun!

Work bold gold zig zag stitches first to establish pattern, then fill in with rest of ecru straight stitches.

