



Newsletter of the Blue Ribbon Chapter

American Needlepoint Guild, Inc.

Volume 8, Issue 7

July 1, 2024

What's inside?

Calendar 1

Blue Ribbon ANG Chapter Meeting Minutes, June 11, 2024 2

Nametag 2

Blue Ribbon ANG Website.... 2

Officer Candidates 3

Study Topic Schedule..... 3

July Study Topic – Hardanger Star 3

Iowa State Fair..... 3

Ren Faire: End Of Summer Reading Party at the Cedar Rapids Library..... 3

Cedar Valley Memories Steam Power and Pioneer Life Show 3

Blogs 3

Videos and Podcasts 4

Interesting Needlework and Related Info on the Internet.. 4

Editor's Note 4

Library 5

Directions to Knights of Columbus Hall..... 6

Directions to North Liberty Public Library..... 6

Rainbow Gallery Pattern..... 7

Calendar

Saturday, July 6
1:00 - 3:00 pm

Stitch-In-Public – Cedar Rapids Public Library, 450 Fifth Avenue SE, Cedar Rapids

Saturday, July 13
1:00 - 1:30 pm
1:30 - 2:00 pm
2:00 - 4:00 pm

Monthly meeting – North Liberty Library and Skype
Social/stitching time; log in to Skype
Chapter business meeting
Study topic – Hardanger Star

Saturday, August 3
1:00 - 3:00 pm

Stitch-In-Public – Cedar Rapids Public Library, 450 Fifth Avenue SE, Cedar Rapids

Tuesday, August 13
5:30 - 7:00 pm
7:00 - 7:30 pm
7:30 - 8:30 pm

Monthly meeting – Knights of Columbus and Skype
Log in to Skype (6:00 pm); social/stitching time
Business meeting
Study topic – Hardanger Star

Saturday, September 7
1:00 - 3:00 pm

Stitch-In-Public – Cedar Rapids Public Library, 450 Fifth Avenue SE, Cedar Rapids

Tuesday, September 10
5:30 - 7:00 pm
6:45 - 7:30 pm
7:30 - 8:30 pm

Monthly meeting – Knights of Columbus and Skype
Log in to Skype (6:00 pm); social/stitching time
Board meeting and chapter business meeting
Study topic – Hardanger Star

Saturday, October 5
1:00 - 3:00 pm

Stitch-In-Public – Cedar Rapids Public Library, 450 Fifth Avenue SE, Cedar Rapids

Saturday, October 12
1:00 - 1:30 pm
1:30 - 2:00 pm
2:00 - 4:00 pm

Monthly meeting – North Liberty Library and Skype
Social/stitching time; log in to Skype
Chapter business meeting
Study topic – TBD

Saturday, November 2
1:00 - 3:00 pm


Stitch-In-Public – Cedar Rapids Public Library, 450 Fifth Avenue SE, Cedar Rapids

Tuesday, November 12
5:30 - 6:45 pm
6:45 - 7:30 pm
7:30 - 8:30 pm

Monthly meeting – Knights of Columbus and Skype
Log in to Skype (6:00 pm); social/stitching time
Board meeting and chapter business meeting
Study topic – TBD

Visit the Blue Ribbon Chapter website at <https://www.blueribbonang.com>

Facebook page – <https://www.facebook.com/Blue-Ribbon-ANG-102362961642607>



Blue Ribbon ANG Chapter Meeting Minutes, June 11, 2024

Attendees: Cindy Baldwin, Robin Rossignol, Julia Ackerman, Joan Ackerman and Heidi Parker; Jamie Randall and Ruth Topp by Skype

The minutes from the May meeting were archived as published in the newsletter.

There was no membership report. The treasury had \$1,818.92 at the end of May.

Announcements:

- The next Stitch in Public will be July 6 at the Cedar Rapids Library.
- The slate of officers for 2024 – 2025 has been decided and will be in the June newsletter. Please note that, after voting, the new officers assume their duties at the July meeting.
- Members were reminded that entries to the State Fair close July 1 and to look at the possibilities for classes.
- Upcoming classes are beginning hardanger in July and August.
- The Cedar Rapids Library is having a Renaissance Festival on July 27 and they have asked us to demonstrate. Hopefully Shanel Slater will have details at the July meeting.

Heidi Parker and Robin Rossignol had items for show and tell. Joan Ackerman mentioned that she is giving away many of the Stitch 'n Zips that she has done on her cruises.

Respectfully submitted by R. Rossignol for Shanel Slater.

Nametag

Please remember to wear your nametags at meetings and when we are stitching in public.

Blue Ribbon ANG Website

Our website (<https://www.blueribbonang.com/>) has a Members Only page. When you go to the website, you'll see a Log In button to the right of ANG. Click on that and follow the instructions. Cindy Baldwin must approve access. Once you are approved, the last page on the website is Members. Click on that to add information about yourself.

Hover over Members and you'll see Files. You'll see several folders, including Study Topics. Patterns and information for past study topics are saved here. Anyone can create folders and add files. If you have questions, ask Cindy.

The Blue Ribbon Chapter of American Needlepoint Guild, Inc. (ANG), invites interested individuals, regardless of expertise, into membership. Dues are \$20 per year payable to the Chapter. You must be a current ANG member to belong to the Chapter. ANG membership information can be found at <http://www.needlepoint.org/membership.php>.

Guests and visitors are welcomed.

Meetings are held the 2nd Tuesday of every month (except May, July, and October) starting with a social time at 5:30 pm, with the formal meeting starting at 7:00 pm. These meetings are held at the Knights of Columbus, 1620 E Avenue NE, Cedar Rapids, IA and on Skype. Meetings in December, January, and February will be held on Zoom only, starting with Zoom login/social time at 6:30 pm, with the formal meeting starting at 7:00 pm.

Meetings in May, July, and October are held on the 2nd Saturday of the month starting with social time at 1:00 pm and the formal meeting beginning at 1:30 pm. The Saturday meetings are held at the North Liberty Public Library, 520 W. Cherry St, North Liberty, IA and on Skype.

Board meetings will be held in September, December, March, and June.

The Blue Ribbon ANG Newsletter is published monthly. Deadline for submission of items is the 20th day of each month.

Newsletter Editor: Cindy Baldwin cbaldwin1828@gmail.com

2023-2024 Officers

Past President Robin Rossignol (robin-ann-rossignol@uiowa.edu)

President Robin Rossignol (robin-ann-rossignol@uiowa.edu)

President Elect Jamee Klein (jameek34@gmail.com)

VP-Membership Kareen Strumpel (kareen@imonmail.com)

Secretary Shanel Slater (shanel.slater@gmail.com)

Treasurer Heidi Parker (handparker@gmail.com)

Chapter website: <https://www.blueribbonang.com/>

Officer Candidates

The Nominating Committee has a full slate of officers to propose for 2024 - 2025. The election will be held during the annual meeting in July.

President – Heidi Parker
President Elect – Cindy Baldwin
VP Membership – Connie Rosene
Secretary – Shanel Slater
Treasurer – Jamee Klein

Nominating Committee: Connie Rosene, Kareen Strumpel, and Robin Rossignol.

Study Topic Schedule

August and September – Hardanger Star.

July Study Topic – Hardanger Star

First lesson on Hardanger Star.



Iowa State Fair

The 2024 Fabric and Threads booklet is posted at <https://www.iowastatefair.org/participate/competition/enter-iowa-family-living> (scroll down to the bottom of the page). Entry deadline is July 1.

Ren Faire: End Of Summer Reading Party at the Cedar Rapids Library

This will take place at the downtown library on Saturday, July 27, 10:00 am to 1:00 pm. Anyone who would like to demonstrate is welcome. See website for more information - <https://crlibrary.libnet.info/event/10316740>.

Cedar Valley Memories Steam Power and Pioneer Life Show

Ruth Topp has passed on another opportunity to display our needlework and demonstrate at the Cedar Valley Memories Steam Power and Pioneer Life show, August 10-11, in Osage. From Ruth's email:

"I've been asked to display and demonstrate needlework at the Cedar Valley Memories Steam Power and Pioneer Life show on August 10 & 11 in Osage, Iowa. I told Elijah that I'd invite my needlework friends to join me one or both days. You can display any of your needlework (or any other craft you have), sit and stitch, answer questions, and teach interested kids/adults. I'm not set up to teach, but it certainly is an option. You will have a table (5-6 feet) available for display and the lighting is pretty good for stitching.

I have been attending this show and demonstrating/displaying my needlework for 10+ years. The craft demonstration building is air conditioned and secured overnight. This building also includes several displays of historical Mitchell county farming information, and is near most of the food vendors, and entertainment. It also has the only indoor restrooms on the grounds. The foot traffic is good, but sometimes the hands need to be reminded not to touch. Things I've seen demonstrated over the years includes: basket weaving, hand quilting, flower pounding, embroidery, spinning, rug hooking, knitting, crocheting, etc.

I know it's quite a distance to travel, but I will also offer my home for anyone who wants to stay overnight. I have a sleeper sofa and plenty of floor space in my basement (with a separate bath/shower) where I can keep Rusty from invading. I live an hour from Osage. There is also a public campground across the highway and camping located on the show grounds. I'm not sure what other local accommodations are available.

The Stitchery Nook and Debbie's Quilt shop are located in Osage, so you can visit them on Saturday as well.

The busier day is Saturday. I usually set up on Saturday morning about 10 am. The building closes about 4 pm on Saturday and re-opens again about 10 am on Sunday. Sunday, we start packing up anytime after 3 as things slow down. You can come and go as you please or stay for the entire time.

Here is a link to the show information. Mitchell County Historical Society - Cedar Valley Memories
<https://www.mitchellcountyhistoricalsociety.org/cedar-valley-memories>

Blogs

- A Few Embroidery Tips that Never Grow Old <https://www.needlenthread.com/2024/06/a-few-embroidery-tips-that-never-grow-old.html>

Videos and Podcasts

- The Science History Institute's podcast Distillations has had several recent episodes about color. Transcripts are available if you don't want to listen.
 - The Word for Blue <https://www.sciencehistory.org/stories/distillations-pod/the-word-for-blue/>;
 - Can Color Heal Us? <https://www.sciencehistory.org/stories/distillations-pod/can-color-heal-us/>;
 - Pink: An Interview with Dominique Grisard <https://www.sciencehistory.org/stories/distillations-pod/pink-an-interview-with-dominique-grisard/>; and
 - Dyes, Drugs, and Psychosis <https://www.sciencehistory.org/stories/distillations-pod/dyes-drugs-and-psychosis/>
- The Long Thread Podcast <https://longthreadmedia.com/podcast> The episode with Jess Zafarris, Author & Etymologist is a discussion about the threads of textiles in our vocabulary. Very interesting.

Interesting Needlework and Related Info on the Internet

- Hand & Lock School Resources <https://www.handembroideryshop.com/collections/school-resources> "... free downloadable resources designed to demystify embroidery and set you on the right path."
- How Many Strands Should I Use? <https://needlepoint.com/pages/tips-tricks> A good page to bookmark.
- From Bland to Grand: A Guide to Creating a Stunning Needlepoint Gallery Wall <https://poppymonkneedlepointkits.com/blogs/the-5-minute-needlepoint-blog/from-bland-to-grand-a-guide-to-creating-a-stunning-needlepoint-gallery-wall>
- Kreinik Metallic & Silk Stash Inventory Lists <https://www.kreinik.com/store/shop-needlework/metallic-threads/how-to-use-metallic-threads/kreinik-metallic-and-silk-stash-inventory-lists>
- Thread bleeding advice <https://www.kreinik.com/store/shop-needlework/metallic-threads/how-to-use-metallic-threads/thread-bleeding-advice>
- The historic, aristocratic craft loved by Taylor Swift that's making a surprising comeback <https://www.bbc.com/culture/article/20240613-the-aristocratic-craft-making-a-surprising-comeback>
- Discontinued Kreinik metallic colors <https://www.kreinik.com/store/discontinued-Kreinik-metallic-colors.html>

Editor's Note

Items included in the newsletter are ones that catch my attention in which I think the membership might be interested. I'm also happy to include news items or suggestions you send me, so please feel free to send things to me for inclusion in the next newsletter.

Cindy

Library

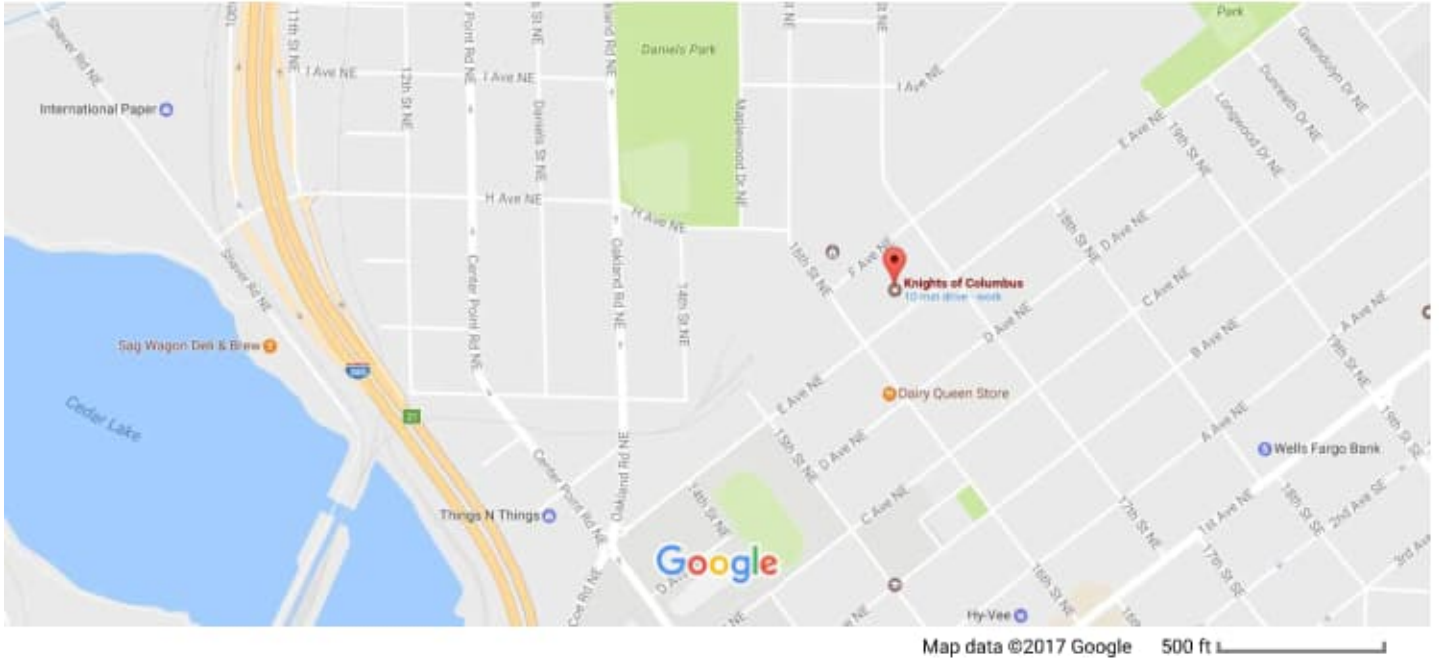
The updated library list is below. Robin has the books and will bring them to meetings as appropriate or requested. The list is also saved to the Blue Ribbon website.

Title	Author Name	Description
Anchor Book of Canvaswork Embroidery Stitches	Anchor	Canvaswork
Anchor Book of Counted Thread Embroidery Stitches	Anchor	Counted thread
Anchor Book of Crewelwork Embroidery Stitches	Anchor	Crewelwork
Anchor Book of Free-Style Embroidery Stitches	Anchor	Free style
Anchor Book of Hardanger Embroidery Stitches	Anchor	Hardanger
Anchor Book of Ribbon Embroidery Stitches	Anchor	Ribbon
Anchor Color Card	Anchor	Design
Anchor Manual of Needlework	Anchor	General needlework
A-Z of Embroidery Stitches	Country Bumpkin Publications	Stitches
Beautiful Bargello	Petschek, Joyce	Bargello
Elegant Stitches	Montano, Judith Baker	Crazy quilting
Father B's 21 st Century Book of Stitches	Blackburn, Jr., The Rev. Robert E.	Stitches
Finishing and Mounting Your Needlepoint Piece	Ireys, Katharine	Finishing
Floral Stitches	Montano, Judith Baker	Crazy quilting
Learn How Book: Knitting, Crochet, Tatting, Embroidery	Coats & Clark	General needlework
Needlepoint Bargello	Kaestner, Dorothy	Bargello
Ribbon Basics	Hiney, Mary Jo; Anckner, Joy	Ribbon
Stitch Sampler	Ganderton, Lucinda	Stitches
The Complete Encyclopedia of Stitchery	Ryan, Mildred Graves	General needlework
The Complete International Book of Embroidery	Gostelow, Mary	General needlework
The Dictionary of Needlework	Caulfield, Sophia Frances Anne; Saward, Blanche	General needlework
The Needlepoint Book	Ippolito Christensen, Jo	Needlepoint
The Open Canvas	Ambuter, Carolyn	General needlework
The Thread Thesaurus	Caswell, Ann; Howren, Suzanne; Robertson, Beth	General needlework
Woman's Day Book of American Needlework	Lane, Rose Wilder	General needlework

Directions to Knights of Columbus Hall

1620 E Avenue NE, Cedar Rapids, IA

From I380, take the H Avenue exit. Turn onto H Ave NE. Turn right onto 16th St NE. Turn left onto E Ave NE. The Knights of Columbus Hall is on the left.



Directions to North Liberty Public Library

520 W. Cherry St, North Liberty, IA

From I380, take the Penn St exit. Go east on Penn St. Turn right on Highway 965 NE. Turn left on Cherry St. The library entrance is on the west side of the building.




Patriot's Star

Designed for Rainbow Gallery by:

LAURA J. PERIN DESIGNS

P.O. BOX 971 PENN VALLEY, CA 95946 530-432-9266



Symbol	Materials
	Rainbow Gallery's Overture, V20 - Carousel
	Pebbly Perle, P58 - Navy Blue
	Pebbly Perle, P57 - Marine Blue
	Pebbly Perle, P381 - Geranium
	Pebbly Perle, P01 - Ecru
	Tiara, T115 - Red
	8" x 8" 18 ct. mono canvas, eggshell
	#22 tapestry needle
Design size on 18 ct. mono canvas: 4 1/2" x 4 1/2"	

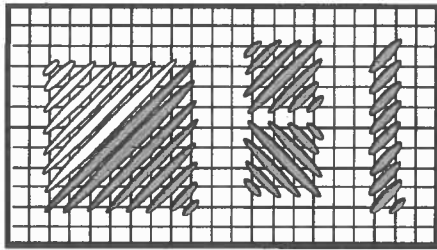


STITCHING INSTRUCTIONS:









- Begin at the center point and Satin Stitch the middle square over NINE threads, using one strand of marine blue Pebbly Perle. Continue working the rest of the star, changing thread colors as shown on Main Graph. Use geranium Pebbly Perle for inner rectangular bands, and also outer corner triangles. Use one strand of red Tiara for metallic center squares of each small nine-patch square. Lay each Satin Stitch firmly - not too tightly or too loosely.
- Use ecru Pebbly Perle to fill in the areas surrounding the star.
- With variegated Overture, stitch inner border over two threads. Use red Tiara to stitch small metallic corner blocks.
- With ecru, stitch zigzag border with straight Satin Stitches. Create corner blocks with alternating squares of Overture and geranium Pebbly Perle.
- Stitch narrow outer border with one strand of marine blue Pebbly Perle; corner square is red Tiara. Finish by stitching wide outer border with navy blue Pebbly Perle, going over five threads. Diagonal Satin Stitch corners with metallic red Tiara.

Patriot's Star



Diagonal Satin Stitch

Symbol	Materials
	Overture, V20 - Carousel
	Pebbly Perle, P58 - Navy Blue
	Pebbly Perle, P57 - Marine Blue
	Pebbly Perle, P381 - Geranium
	Pebbly Perle, P01 - Ecrú
	Tiara, T115 - Red

Work bold ecru zig zag stitches first to establish pattern, then fill-in with rest of ecru straight stitches.

*Be creative...
use various types
of threads...
and have fun!*

